






















Content

Fund Performance Scorecard

Title		Page No.
TOPPERS & LAGGARDS		2
BALANCED FUND		3
DEBT - ARBITRAGE		4
FLOATING RATE INCOME SCHEMES		5
INCOME FUND		6
MIP		7
SHORT-TERM INCOME SCHEME		8
ULTRA SHORT TERM		9
EQUITY		10
EQUITY - ARBITRAGE		11
GLOBAL FUNDS		12
INDEX		13
SECTOR FUNDS - AUTO		14
SECTOR FUNDS - BANKING AND FINANCIAL SERVICES		15
SECTOR FUNDS - FMCG		16
SECTOR FUNDS - INFOTECH		17
SECTOR FUNDS - INFRASTRUCTURE		18
SECTOR FUNDS - PHARMA		19
SECTOR FUNDS - POWER		20
TAX SCHEME		21

GILT LONG-TERM	▶▶▶▶▶	22
GILT SHORT-TERMS	▶▶▶▶▶	23
LIQUID FUNDS	▶▶▶▶▶	24

Source : MutualFundsIndia.com

Disclaimer: The information contained in this report has been obtained from sources considered to be authentic and reliable. However, ICRA Online Ltd. is not responsible for any error or inaccuracy or for any losses suffered on account of information contained in this report. This report does not purport to be an offer for purchase and sale of mutual fund units. © ICRA Online Ltd. 2009. All rights reserved

An ICRA Online Report

TOPPERS

Category	Scheme Name	% Returns	Category Average	Benchmark Index
LIQUID FUNDS	IDFC Savings Advantage Fund - Plan D - Growth	0.36	0.26	0.32
ULTRA SHORT TERM	DWS Treasury Fund - Investment - Reg - Growth	0.44	0.32	0.32
SHORT-TERM INCOME SCHEME	HDFC HIF - S T P - Growth	0.55	0.34	0.38
FLOATING RATE INCOME SCHEMES	ICICI Prudential LT FRF - Plan C - Growth	0.62	0.35	0.32
GILT SHORT-TERMS	ICICI Prudential GFTP - Growth	5.57	2.99	
GILT LONG-TERM	Birla Sun Life G Sec Fund - LT - Growth	16.33	3.95	
DEBT - ARBITRAGE	ICICI Prudential Blended Plan - Option B - Growth	4.35	4.35	5.51
INCOME FUND	IDFC SSIF - MTP - Plan A - Growth	14.59	6.24	5.51
EQUITY - ARBITRAGE	ICICI Prudential Equity & Derivatives Fund - W O - Regular - Growth	60.80	7.40	60.92
MIP	HDFC MIP - LTP - Growth	37.80	19.12	16.06
GLOBAL FUNDS	Fidelity International Opportunities Fund - Growth	114.39	67.95	119.83
BALANCED FUND	HDFC Prudence Fund - Growth	120.09	75.42	60.92
SECTOR FUNDS - FMCG	Birla Sun Life Buy India Fund - Growth	118.97	92.82	119.83
Sector funds - Power	Reliance Diversified Power Fund - IP - Growth	114.73	94.04	
Index	HDFC Index Fund - Sensex Plus Plan	106.11	95.42	105.74
TAX SCHEME	ICICI Prudential Taxplan - Growth	155.80	109.46	96.26
SECTOR FUNDS - INFRASTRUCTURE	Taurus Infrastructure Fund - Growth	187.69	111.47	119.83
EQUITY	Principal Emerging Bluechip Fund - Growth	201.26	114.89	152.99
SECTOR FUNDS - PHARMA	Reliance Pharma Fund - Growth	171.88	136.50	98.47
SECTOR FUNDS - BANKING AND FINANCIAL SERVICES	Sahara Banking and Financial Services Fund - Growth	158.77	137.86	166.46
SECTOR FUNDS - AUTO	UTI Thematic Transportation and Logistics Fund - Growth	142.92	142.92	
SECTOR FUNDS - INFOTECH	ICICI Prudential Technology Fund - Growth	168.68	152.64	101.65

LAGGARDS

Category	Scheme Name	% Returns	Category Average	Benchmark Index
LIQUID FUNDS	Templeton India Money Market Account - Chq Wri Acc - Growth	0	0.26	0.32
ULTRA SHORT TERM	Templeton India Cash Management Account Fund - Growth	0.17	0.32	0.32
SHORT-TERM INCOME SCHEME	Mirae Asset Short Term Bond Fund - Reg - Growth	0.15	0.34	0.38
FLOATING RATE INCOME SCHEMES	HSBC FRF - STP - Regular Plan - Growth	0.19	0.35	0.32
GILT SHORT-TERMS	Religare Gilt Fund - Short Duration Plan - Reg - Growth	0.77	2.99	
GILT LONG-TERM	SBI Magnum Gilt LTP - PF - Fixed Period - 3 year - Growth	-2.08	3.95	
DEBT - ARBITRAGE	ICICI Prudential Blended Plan - Option B - Growth	4.35	4.35	5.51
INCOME FUND	Franklin India International Fund	-6.67	6.24	
EQUITY - ARBITRAGE	Benchmark Derivative Fund - Growth	3.15	7.40	96.26
MIP	Baroda Pioneer MIP Fund - Growth	2.59	19.12	16.06
GLOBAL FUNDS	Birla Sun Life Commodity Equities Fund - GPM - Ret - Growth	21.69	67.95	
BALANCED FUND	Escorts Opportunities Fund - Growth	10.83	75.42	60.92
SECTOR FUNDS - FMCG	ICICI Prudential FMCG - Growth	78.03	92.82	

Sector funds - Power	Escorts Power and Energy Fund - Growth	62.41	94.04	87.86
Index	JM Nifty Plus Fund - Growth	75.56	95.42	96.26
TAX SCHEME	JPMorgan India Tax Advantage Fund - Growth	60.86	109.46	119.83
SECTOR FUNDS - INFRASTRUCTURE	UTI Infrastructure Fund - Growth	80.74	111.47	114.64
EQUITY	JM Hi Fi Fund - Growth	46.04	114.89	96.26
SECTOR FUNDS - PHARMA	UTI Growth Sector Fund - Pharma and Healthcare - Growth	90.58	136.50	
SECTOR FUNDS - BANKING AND FINANCIAL SERVICES	JM Financial Services Sector Fund - Growth	58.04	137.86	
SECTOR FUNDS - AUTO	UTI Thematic Transportation and Logistics Fund - Growth	142.92	142.92	
SECTOR FUNDS - INFOTECH	Birla Sun Life New Millennium - Growth	131.15	152.64	101.65

Source: MutualFundsIndia.com

Toppers in the short-term category are the schemes which have been ranked in the first place on the basis of 1 month returns, and on the basis of 1 year returns for long term category. Similarly, Laggards have been identified for the different categories : Category Average is the average returns generated by all the schemes in the particular category : Returns are calculated on the basis of Absolute returns for less than one-year period and CAGR for greater than one-year period.

Disclaimer: The information contained in this report has been obtained from sources considered to be authentic and reliable. However, ICRA Online Ltd. is not responsible for any error or inaccuracy or for any losses suffered on account of information contained in this report. This report does not purport to be an offer for purchase and sale of mutual fund units. © ICRA Online Ltd. 2009. All rights reserved.

An ICRA Online Report

BALANCED FUND

Scheme Name	NAV		Inception Date	Fund Size (Rs. Cr)	1 Month	Rank	3 Months	Rank	6 Months	Rank	1 Year	Rank	3 Years	Rank	Since Inception	Rank	
HDFC Prudence Fund - Growth	179.9680	▲	31-Jan-94	3646.6000	4.5438	2	4.9768	3	18.2429	2	120.0932	1	18.5622	2	21.6009	2	
Reliance RSF - Balanced - Growth	20.3060	▼	10-May-05	273.5700	5.3981	1	6.4111	2	15.6899	3	114.5831	2	22.5519	1	16.0392	11	
HDFC Balanced Fund - Growth	46.7110	▲	10-Aug-00	144.1200	3.9108	3	6.8510	1	18.7971	1	98.5590	3	17.6452	3	17.6074	8	
Birla Sun Life 95 - Growth	272.3300	▲	10-Feb-95	253.8500	3.8833	5	2.1991	8	10.6808	7	93.5124	4	16.8883	5	24.4751	1	
Tata Balanced Fund - Growth	75.4210	▼	07-Oct-95	263.6100	3.5903	8	2.7631	5	15.5298	4	92.7757	5	16.7210	6	17.5148	9	
Canara Robeco Balance - Growth	53.8000	▼	01-Feb-93	156.6900	2.6130	13	2.7502	6	9.6616	9	91.3910	6	15.1421	7	10.5660	19	
Sundaram BNP Paribas Balanced Fund - Growth	44.0435	▼	25-May-00	168.3100	1.7058	19	-1.1294	20	7.9043	13	88.0650	7	12.8839	9	16.2935	10	
PRINCIPAL Balanced Fund - Growth	29.4400	◊	14-Jan-00	34.2300	2.1159	17	0.5121	12	9.1583	10	86.8020	8	13.0675	8	11.2078	18	
SBI Magnum Balanced Fund - Growth	47.4200	▼	09-Oct-95	493.9500	3.0198	10	1.3898	10	8.0428	12	83.3720	9	12.3025	11	17.9726	6	
UTI Balanced Fund - Growth	72.8500	▲	20-Jan-95	1023.2400	3.8489	6	2.1023	9	10.0952	8	79.0366	10	12.3163	10	18.5400	4	
DSP BlackRock Balanced Fund - Growth	58.8820	▲	14-May-99	664.2900	2.8147	12	0.8271	11	10.7262	6	74.9057	11	17.1024	4	17.8405	7	
ING Balanced Fund - Growth	23.3100	▲	17-Apr-00	6.1700	2.9139	11	0.1289	14	6.9757	15	74.4760	12	9.5612	15	8.9180	20	
JM Balanced - Growth	21.0994	▼	22-Dec-94	19.3100	2.1758	16	-1.1673	21	1.0663	21	71.7157	13	-0.9456	21	13.0713	15	
Kotak Balance - Growth	23.5070	▼	23-Nov-99	67.0300	2.0181	18	0.4186	13	8.1907	11	70.7803	14	11.7760	13	18.1495	5	
FT India Balanced Fund - Growth	44.6909	▲	10-Dec-99	297.8100	3.7049	7	2.6775	7	7.7926	14	67.9705	15	12.0813	12	15.7104	12	
ICICI Prudential Balanced - Growth	40.7200	▲	07-Oct-99	252.7000	3.9041	4	3.5079	4	11.5311	5	67.4342	16	7.3274	17	14.5124	14	
Baroda Pioneer Balance Fund - Growth	25.5700	▲	03-Sep-03	0.8800	3.3549	9	-0.8915	19	3.2714	18	64.3316	17	6.4405	19	15.5353	13	
Escorts Balanced Fund - Growth	57.2416	▼	20-Mar-01	2.9700	0.7996	20	-0.3372	16	6.8309	16	56.7168	18	10.3081	14	21.5435	3	
LIC Balanced - Plan C (Growth)	52.7499	▼	01-Jan-91	28.8200	2.3163	15	-0.5098	17	4.5853	17	42.9389	19	8.4254	16	8.4413	21	
Birla Sun Life Freedom Fund - Growth	32.2400	▲	04-Oct-99	166.6500	2.6098	14	-0.8000	18	1.6714	20	33.5543	20	6.4804	18	11.8874	16	
Escorts Opportunities Fund - Growth	26.0634	▼	26-Feb-01	154.8400	-0.1976	21	-0.0046	15	2.8986	19	10.8274	21	3.3622	20	11.2130	17	
Peer Group Average							2.9069		1.5560		9.0163		75.4210		11.9048		15.6495
Crisil Balanced Fund Index	3231.54	▲					4.2283		0.5835		5.3061		60.9177		11.4331		N.A
Crisil Composite Bond Fund Index	1577.25	▲					0.3555		0.8538		2.9513		4.7255		6.7810		N.A

Source : MutualFundsIndia.com

Schemes have been sorted on the basis of 1 year returns ; Peer Group Average is the average returns of all the existing schemes in the category ; Fund Size is in Rs crores ; Returns are calculated on the basis of Absolute returns for less than one-year time period and CAGR for greater than one-year period.

Disclaimer: The information contained in this report has been obtained from sources considered to be authentic and reliable. However, ICRA Online Ltd. is not responsible for any error or inaccuracy or for any losses suffered on account of information contained in this report. This report does not purport to be an offer for purchase and sale of mutual fund units. © ICRA Online Ltd. 2009. All rights reserved

An ICRA Online Report

DEBT - ARBITRAGE

Scheme Name	NAV	Inception Date	Fund Size (Rs. Cr)	1 Month	Rank	3 Months	Rank	6 Months	Rank	1 Year	Rank	3 Years	Rank	Since Inception	Rank	
ICICI Prudential Blended Plan - Option B - Growth	13.7546	▲	18-May-05	24.5800	0.3407	1	1.0639	1	1.8067	1	4.3462	1	7.0826	1	6.8913	1
Peer Group Average					0.3407		1.0639		1.8067		4.3462		7.0826		6.8913	
CRISIL Short-Term Bond Fund Index	1626.60	▲			0.3824		1.0885		2.7536		5.5106		8.1475		N.A	
Crisil Composite Bond Fund Index	1577.25	▲			0.3555		0.8538		2.9513		4.7255		6.7810		N.A	

Source : MutualFundsIndia.com

Schemes have been sorted on the basis of 1 year returns ; Peer Group Average is the average returns of all the existing schemes in the category ; Fund Size is in Rs crores ; Returns are calculated on the basis of Absolute returns for less than one-year time period and CAGR for greater than one-year period.

Disclaimer: The information contained in this report has been obtained from sources considered to be authentic and reliable. However, ICRA Online Ltd. is not responsible for any error or inaccuracy or for any losses suffered on account of information contained in this report. This report does not purport to be an offer for purchase and sale of mutual fund units. © ICRA Online Ltd. 2009. All rights reserved

An ICRA Online Report

FLOATING RATE INCOME SCHEMES

Scheme Name	NAV	Inception Date	Fund Size (Rs. Cr)	1 Week	Rank	1 Month	Rank	3 Months	Rank	6 Months	Rank	1 Year	Rank	Since Inception	Rank	
ICICI Prudential LT FRF - Plan C - Growth	10.8643	▲	05-Oct-07	169.6700	0.1493	1	0.6215	1	1.9643	1	4.0821	1	8.6677	1	3.4820	33
Birla Sun Life Floating Rate Fund - LTP - IP - Growth	10.7823	▲	23-Mar-09	783.3600	0.1291	3	0.5568	2	1.7160	3	3.9789	2	N.A	--	7.8230	2
Birla Sun Life Floating Rate Fund - LTP - Growth	15.7398	▲	04-Jun-03	783.3600	0.1221	4	0.5475	3	1.6993	4	3.9521	3	8.0244	2	6.9271	11
ICICI Prudential LT FRF - Plan B - Growth	14.6149	▲	04-Sep-04	169.6700	0.1309	2	0.5469	4	1.7269	2	3.5967	4	7.6422	4	7.1557	8
ICICI Prudential LT FRF - Plan A - Growth	14.2412	▲	04-Sep-04	169.6700	0.1160	6	0.4876	5	1.5394	5	3.2158	6	6.8493	5	6.6513	14
SBI Magnum Income - FRP - ST - Growth	14.1710	▲	14-Jul-04	16.2400	0.1031	8	0.4394	6	1.3764	7	2.5851	10	5.1550	12	6.3532	21
Escorts Floating Rate Funds - Growth	13.3741	▲	28-Dec-05	0.2100	0.1033	7	0.4333	7	1.3842	6	2.7994	7	6.3031	8	7.1626	7
SBI Magnum Income - FRP - LT - Growth	13.8457	▲	14-Jul-04	6.3900	0.0954	9	0.4032	8	1.2401	10	2.4113	12	4.4336	24	5.9201	28
LIC MF Floating Rate Fund - ST - Growth	15.0773	▲	29-Mar-04	4615.8000	0.0936	10	0.3855	9	1.2348	11	2.5904	9	5.6536	10	7.1438	9
HDFC F R I F - LTF - Growth	15.8085	▲	08-Jan-03	775.4300	0.1172	5	0.3829	10	1.3255	8	3.3512	5	7.6939	3	6.6088	16
Templeton FRIF - Long Term - Super IP - Growth	12.5735	▲	09-May-07	3608.3200	0.0907	11	0.3752	11	1.3061	9	2.6995	8	6.6835	6	8.3858	1
DSP BlackRock Floating Rate Fund - IP - Growth	1322.5833	▲	18-Oct-05	3282.7800	0.0875	12	0.3636	12	1.1332	15	2.3076	15	5.1105	13	6.5605	17
UTI Floating Rate Fund - STP - IP - Growth	1031.9665	▲	13-Jul-09	4965.6000	0.0873	13	0.3634	13	1.1663	13	2.3718	13	N.A	--	3.1967	34
DSP BlackRock Floating Rate Fund - Regular Plan - Growth	14.7662	▲	12-May-03	3282.7800	0.0827	16	0.3439	14	1.0705	16	2.1819	18	4.8505	20	5.8675	29
Templeton FRIF - Long Term - IP - Growth	13.9362	▲	06-Sep-05	3608.3200	0.0826	17	0.3435	15	1.2018	12	2.5203	11	6.3637	7	7.6376	3
HSBC FRF - LTP - IP - Growth	14.3806	▲	08-Nov-04	882.7700	0.0786	20	0.3286	16	1.0597	17	2.1052	21	4.9694	15	7.0337	10
UTI Floating Rate Fund - STP - Growth	1497.1960	▲	29-Aug-03	4965.6000	0.0786	20	0.3275	17	1.0565	18	2.1607	19	5.1604	11	6.3658	20
Templeton FRIF - Long Term - Growth	16.8042	▲	02-Feb-02	3608.3200	0.0780	22	0.3236	18	1.1387	14	2.3517	14	5.9500	9	6.6304	15
Reliance FRF - Growth	14.4568	▲	27-Aug-04	753.8500	0.0775	24	0.3192	19	1.0506	19	2.1826	17	5.0800	14	6.8888	12
Canara Robeco FRF - ST - Growth	14.1907	▲	22-Feb-05	81.2800	0.0804	18	0.3139	20	1.0309	20	2.0774	22	4.9034	17	7.2140	5
Canara Robeco FRF - LT - Growth	14.1907	▲	22-Feb-05		0.0804	18	0.3139	20	1.0309	20	2.0774	22	4.9034	17	7.2140	5
Birla Sun Life Floating Rate Fund - STP - IP - Growth	12.1553	▲	10-Oct-05	54.9000	0.0848	15	0.3070	22	0.9828	23	2.1943	16	4.9581	16	4.5185	31
Birla Sun Life Floating Rate Fund - STP - Growth	15.0841	▲	04-Jun-03	54.9000	0.0849	14	0.3026	23	0.9611	24	2.1467	20	4.8563	19	6.2574	24
Templeton FRIF - Short Term - IP - Growth	13.7275	▲	02-Sep-05	476.9900	0.0707	27	0.3003	24	0.9345	26	1.8829	26	4.7821	21	7.2643	4
JM Floater Fund - S T P - Growth	14.7838	▲	25-Jun-03	9.2700	0.0778	23	0.2972	25	0.9526	25	1.8617	27	3.8276	27	5.9922	27
SBI Magnum Insta Cash Fund - Liquid Floater Plan - Growth	15.8110	▲	24-Sep-02	82.3200	0.0709	26	0.2918	26	0.9217	28	1.7930	29	4.3011	25	6.3242	23
HSBC FRF - LTP - Regular Plan - Growth	14.1636	▲	08-Nov-04	882.7700	0.0692	28	0.2889	27	0.9335	27	1.8854	25	4.5593	22	6.7291	13
Templeton FRIF - Short Term - Growth	16.6154	▲	02-Feb-02	476.9900	0.0656	30	0.2770	28	0.8595	30	1.7352	30	4.4731	23	6.4815	18
L&T Short Term - FRF - Cumulative	13.3372	▲	08-Aug-05	1.9100	0.0713	25	0.2767	29	0.9904	22	2.0405	24	3.5280	28	6.4763	19
Kotak Floater - ST - Growth	15.0519	▲	07-Jul-03	137.5300	0.0691	29	0.2745	30	0.9118	29	1.8128	28	4.1654	26	6.3267	22
Tata FRF - LT - Growth	13.5960	▲	22-Dec-03	3.3300	0.0552	31	0.2234	31	0.7156	31	1.6417	31	2.1280	32	5.0589	30
HSBC FRF - STP - Inst Plus - Growth	11.7159	▲	20-Nov-05	77.0300	0.0487	32	0.2018	32	0.6417	32	1.2243	32	2.4251	29	3.7430	32
HSBC FRF - STP - IP - Growth	13.7926	▲	08-Nov-04	77.0300	0.0471	33	0.1954	33	0.6216	33	1.1833	33	2.3478	30	6.2035	25
HSBC FRF - STP - Regular Plan - Growth	13.6462	▲	08-Nov-04	77.0300	0.0455	34	0.1894	34	0.6045	34	1.1496	34	2.2540	31	6.0170	26
Peer Group Average					0.0860		0.3514		1.1319		2.3574		5.0939		6.3416	
Crisil Liquid Fund Index	1556.50	▲			0.0868		0.3193		0.8397		1.5104		3.8235		N.A	
Crisil Composite Bond Fund Index	1577.25	▲			0.1744		0.3555		0.8538		2.9513		4.7255		N.A	

Source : MutualFundsIndia.com

Schemes have been sorted on the basis of 1 Months return ; Peer Group Average is the average returns of all the existing schemes in the category ; Fund size is in Rs crores ; Returns are calculated on the basis of Absolute returns for less than one-year time period and CAGR for greater than one-year period.

Disclaimer: The information contained in this report has been obtained from sources considered to be authentic and reliable. However, ICRA Online Ltd. is not responsible for any error or inaccuracy or for any losses suffered on account of information contained in this report. This report does not purport to be an offer for purchase and sale of mutual fund units. © ICRA Online Ltd. 2009. All rights reserved

An ICRA Online Report

INCOME FUND

Scheme Name	NAV	Inception Date	Fund Size (Rs. Cr)	1 Month	Rank	3 Months	Rank	6 Months	Rank	1 Year	Rank	3 Years	Rank	Since Inception	Rank	
IDFC SSIF - MTP - Plan A - Growth	15.5637	▲	27-Jun-03	58.6400	0.3171	14	1.7508	2	4.7997	2	14.5932	1	9.3304	15	6.8440	31
Fortis Flexi Debt Fund - Growth	15.8739	▲	03-Sep-04	412.9200	0.3635	10	1.3297	7	2.3951	21	11.1369	2	11.2340	4	8.8174	20
Fortis Flexi Debt Fund - Plan A - Growth	10.9184	▲	06-Feb-09	412.9200	0.3640	9	1.3299	6	2.3952	20	11.0790	3	N.A	--	8.5252	23
ICICI Prudential Income Opportunities Fund - Ret - Growth	12.7632	▲	13-Aug-08	97.3000	0.2128	22	0.1978	28	2.3857	22	11.0297	4	N.A	--	16.8779	1
Reliance RSF - Debt - Growth	12.5929	▲	10-May-05	1859.4200	0.5750	4	1.3848	5	3.9687	4	10.6183	5	5.9988	28	4.9033	34
Fortis Bond Fund - Regular - Growth	11.6156	▲	22-Oct-08	2.0200	0.4679	7	3.2544	1	5.1576	1	10.0452	6	N.A	--	11.8275	3
ICICI Prudential Income Fund -Growth	29.8031	▲	19-Jun-98	1074.1100	0.2590	20	-0.1290	34	1.6952	31	9.4443	7	11.5605	2	9.7986	7
DWS Premier Bond Fund - Regular Plan - Growth	15.5275	▲	21-Jan-03	37.5000	0.4854	5	1.6078	3	4.4976	3	9.1741	8	8.6395	20	6.3545	33
HSBC Income Fund - Invtt Plan - Reg - Growth	15.9041	▲	03-Dec-02	48.6900	0.3211	13	0.8491	14	2.9059	11	8.6628	9	8.9335	18	6.6020	32
Birla Sun Life Dynamic Bond Fund - Ret - Growth	15.4224	▲	24-Sep-04	6707.4000	0.6264	3	1.6015	4	3.4345	5	8.3901	10	10.6122	5	8.2534	26
Escorts Income Plan- Growth	29.0479	▲	22-May-98	4.1400	0.0792	31	0.4801	21	3.2818	8	8.3756	11	8.6582	19	9.4464	11
HSBC Flexi Debt Fund - Ret - Growth	12.4289	▲	03-Oct-07	107.3900	0.1636	27	0.5160	20	2.3544	23	8.2893	12	N.A	--	9.3712	12
Birla Sun Life Income Plus - Growth	41.7847	▲	21-Oct-95	880.1100	0.2579	21	0.4005	22	2.2901	24	8.2362	13	11.2994	3	10.4400	4
Kotak Bond Deposit - Growth	24.2894	▲	23-Nov-99	229.4400	0.1964	24	0.5976	16	2.5566	17	8.1644	14	9.3138	16	8.9969	19
HDFC HIF - Growth	30.9274	▼	11-Apr-97	204.7400	0.2958	16	0.5442	18	2.7093	15	8.0207	15	8.3274	22	9.1600	15
Kotak Bond Regular Plan - Growth	26.0474	▲	23-Nov-99	229.4400	0.1931	25	0.5804	17	2.4835	18	8.0146	16	10.0435	9	9.7388	9
Canara Robeco Income Scheme - Growth	19.3788	▲	17-Aug-02	223.3600	0.0925	29	0.0754	29	1.4416	32	8.0110	17	13.4948	1	9.2450	14
HDFC Income Fund - Growth	21.1991	▼	10-Aug-00	609.7600	-0.0212	33	0.0094	32	2.0384	29	7.9461	18	8.5856	21	8.2267	27
ING Income Fund - Regular Plan - Growth	24.3768	▲	29-Apr-99	40.9000	0.0702	32	0.5399	19	2.2131	27	7.9183	19	10.2928	7	8.5529	22
PRINCIPAL Income Fund - Growth	13.0422	▲	25-Oct-00	58.4900	0.1882	26	0.0522	30	2.1260	28	7.9081	20	7.4760	23	8.6263	21
LIC Bond Fund - Growth	25.8548	▲	07-May-99	92.5900	0.4144	8	0.3353	27	1.7773	30	7.3959	21	9.0941	17	9.1502	16
Reliance Income Fund - Retail - G P - Growth	30.7072	▲	27-Dec-97	465.6700	0.3077	15	0.6038	15	2.4222	19	7.1906	22	9.8403	10	9.6591	10
Sahara Income Fund - Growth	17.5828	▲	14-Feb-02	5.0100	0.3436	12	1.1151	10	2.2708	26	7.1678	23	10.4141	6	7.2975	30
Sahara Classic Fund - Growth	12.6945	▲	16-Jan-08	0.3200	0.3454	11	1.1006	11	2.2752	25	7.0670	24	N.A	--	11.9738	2
Templeton India IBA - Plan B - Growth	30.4341	▲	22-Jun-97	78.0600	0.6925	1	1.2226	8	3.3605	6	6.9770	25	6.8666	25	9.1395	17
Templeton India IBA - Plan A - Growth	30.4341	▲	22-Jun-97	78.0600	0.6925	1	1.2226	8	3.3605	6	6.9770	25	6.8666	25	9.1395	17
IDFC SSIF - Invtt. Plan - Plan A - Growth	22.0154	▲	07-Jul-00	176.0000	0.0823	30	-0.0045	33	1.3922	33	6.4219	27	9.4823	14	8.5070	25
IDFC D B F- Plan A - Growth	18.0326	▲	25-Jun-02	178.3800	-0.2291	34	0.0388	31	0.7571	34	6.4109	28	10.1715	8	7.9388	28
L&T Triple Ace - Reg - Growth	25.1601	▲	15-Mar-97	5.7600	0.2087	23	1.0494	12	3.2154	9	6.3056	29	1.6678	29	7.3812	29
Birla Sun Life Income Fund - 54EA - Growth	33.8265	▲	03-Mar-97	39.7400	0.2686	17	0.3679	24	2.8299	12	6.1720	30	9.4976	11	9.8018	6
Birla Sun Life Income Fund - Growth	33.8499	▲	03-Mar-97	413.4000	0.2684	19	0.3677	25	2.8297	14	6.1718	31	9.4972	13	9.8076	5
Birla Sun Life Income Fund - 54EB - Growth	33.6134	▲	03-Mar-97	39.7400	0.2685	18	0.3676	26	2.8298	13	6.1716	32	9.4975	12	9.7486	8
Templeton India Income Fund - Growth	31.8756	▲	01-Mar-97	368.9100	0.4763	6	0.8875	13	3.0269	10	6.1550	33	7.4675	24	9.3065	13
UTI Bond Fund - Growth	26.3576	±	04-May-98	287.9700	0.1451	28	0.3747	23	2.6774	16	6.1356	34	6.8643	27	8.5127	24
Peer Group Average					0.2848		0.7210		2.2555		6.2427		7.5113		7.1500	
CRISIL Short-Term Bond Fund Index	1626.60	▲			0.3824		1.0885		2.7536		5.5106		8.1475		N.A	
Crisil Composite Bond Fund Index	1577.25	▲			0.3555		0.8538		2.9513		4.7255		6.7810		N.A	
Crisil MIP Blended Index	1926.25	▲			1.2413		0.8179		3.5535		16.0565		8.3254		N.A	

Source : MutualFundsIndia.com

Schemes have been sorted on the basis of 1 year returns ; Peer Group Average is the average returns of all the existing schemes in the category ; Fund Size is in Rs crores ; Returns are calculated on the basis of Absolute returns for less than one-year time period and CAGR for greater than one-year period.

Disclaimer: The information contained in this report has been obtained from sources considered to be authentic and reliable. However, ICRA Online Ltd. is not responsible for any error or inaccuracy or for any losses suffered on account of information contained in this report. This report does not purport to be an offer for purchase and sale of mutual fund units. © ICRA Online Ltd. 2009. All rights reserved

An ICRA Online Report

MIP

Scheme Name	NAV	Inception Date	Fund Size (Rs. Cr)	1 Month	Rank	3 Months	Rank	6 Months	Rank	1 Year	Rank	3 Years	Rank	Since Inception	Rank	
HDFC MIP - LTP - Growth	20.9420	▲	08-Dec-03	4601.4700	1.4121	7	1.5168	9	6.4499	4	37.8044	1	12.6794	4	12.6323	1
ICICI Prudential Income Multiplier Fund - Cumulative	18.1268	▲	27-Feb-04	343.8000	1.9110	1	1.3231	13	3.8851	21	31.3641	2	8.2116	26	10.5071	9
Reliance MIP - Growth	20.0727	▲	29-Dec-03	3390.1600	1.2387	11	1.1428	19	6.9369	3	30.8478	3	14.2934	1	11.9271	3
Birla Sun Life MIP - Wealth 25 - Growth	16.7379	▼	30-Apr-04	241.4800	1.4966	5	0.8168	26	4.8616	11	29.3551	4	8.2270	25	9.2734	21
PRINCIPAL MIP Plus - Growth	17.8940	▲	22-Dec-03	144.1200	0.7664	24	0.4203	31	3.8574	22	27.0096	5	12.6995	3	9.8351	15
HDFC Multiple Yield Fund - Growth	16.4592	▼	10-Sep-04	36.6200	1.7382	2	3.0316	1	7.0615	2	26.7311	6	11.0513	10	9.5103	19
HDFC Multiple Yield Fund - Plan 2005 - Growth	14.9094	▲	26-Jul-05	31.0900	1.2165	12	2.3449	2	8.0673	1	24.6168	7	10.7146	13	9.1333	22
UTI - MIS - Advantage Fund - Growth	18.9626	▲	16-Dec-03	274.5800	0.8086	23	1.2321	16	5.2058	7	24.5041	8	11.3692	8	10.7968	7
HSBC MIP - Savings Plan - Growth	18.3618	▲	13-Feb-04	327.1100	1.4408	6	1.6446	5	6.1597	6	24.4142	9	12.1377	7	10.5675	8
Canara Robeco Monthly Income Plan - Growth	27.2700	◆	30-Mar-88	174.4600	1.3001	10	1.9820	3	3.8857	20	22.8378	10	12.9466	2	8.1162	26
FT India MIP - Plan B - Growth	26.5073	▲	28-Sep-00	367.0400	1.5088	3	1.6135	7	4.4771	15	22.3130	11	9.1974	19	10.8575	5
FT India MIP - Plan A - Growth	26.5073	▲	28-Sep-00	367.0400	1.5088	3	1.6135	7	4.4771	15	22.3130	11	9.1974	19	10.8575	5
Birla Sun Life Monthly Income Plan - Growth	33.9856	▼	14-Jul-99	381.5000	0.6745	27	1.3138	14	4.6848	13	21.5330	13	10.7321	12	12.1503	2
HDFC MIP - STP - Growth	16.1759	▲	08-Dec-03	543.2400	0.9372	18	1.4049	11	5.1578	8	21.2241	14	8.3160	24	8.0474	27
Tata MIP Plus - Growth	14.9902	▲	20-Feb-04	57.9100	0.5811	30	1.2386	15	5.0654	9	20.9443	15	8.3554	23	7.0151	30
ICICI Prudential MIP - Cumulative	23.9944	▲	14-Oct-00	549.7100	1.3183	9	0.9105	23	3.2292	25	20.5095	16	8.3833	22	9.8242	16
DSP BlackRock Savings Manager Fund - Aggressive - Growth	18.1998	▼	20-May-04	151.3100	0.3308	34	0.1287	36	4.9603	10	20.2267	17	9.6899	16	10.9691	4
Kotak Income Plus - Growth	14.7167	▲	14-Nov-03	92.4300	0.8242	22	1.0214	20	3.9337	19	20.0560	18	4.3897	34	6.3466	33
PRINCIPAL MIP - Growth	20.4497	▲	23-May-02	165.1600	0.6650	28	0.5715	29	3.1339	27	19.9874	19	11.1003	9	9.5947	18
Templeton MIP - Growth	25.4532	▲	07-Feb-00	93.1500	1.1718	14	1.3345	12	4.2497	17	19.9440	20	8.9708	21	9.6928	17
UTI Monthly Income Scheme - Growth	18.5588	▲	12-Sep-02	205.5000	0.9728	17	1.6436	6	6.2056	5	18.9918	21	10.7827	11	8.5926	24
LIC MF Floater - MIP - Growth	17.0265	▲	08-Oct-04	96.4100	0.7199	26	1.4787	10	4.7256	12	18.9691	22	10.7007	14	10.3664	10
Sundaram BNP Paribas MIP - Moderate - Growth	14.8458	▲	23-Dec-03	34.6200	0.4561	31	0.9953	21	2.8117	28	18.5057	23	5.6831	30	6.5832	32
Birla Sun Life MIP - Growth	24.7185	▼	17-Nov-00	250.5800	1.0399	15	1.1677	17	4.6410	14	18.1996	24	9.4378	18	10.2058	11
LIC MIP - Cumulative	31.2230	▲	06-Jan-98	142.6900	1.1917	13	0.3268	32	2.5056	31	17.8435	25	9.5590	17	9.9906	12
HSBC MIP - Regular Plan - Growth	16.3039	▼	13-Feb-04	208.7100	0.9098	20	1.1433	18	4.1171	18	16.6431	26	10.0949	15	8.4160	25
ING MIP Fund - Growth	14.1494	▲	06-Feb-04	3.5400	0.7648	25	0.2856	33	1.5757	34	15.1500	27	5.4061	31	5.9027	35
SBI Magnum MIP - Growth	18.9150	▼	23-Mar-01	162.8600	0.5983	29	0.5304	30	3.1909	26	15.0975	28	4.7116	33	7.3720	28
DSP BlackRock Savings Manager Fund - Moderate - Growth	18.8272	▼	21-Feb-03	154.4600	0.3176	35	0.2503	34	3.6729	23	13.3971	29	7.5988	27	9.4445	20
L&T Monthly Income Plan - Growth	18.7025	▲	31-Jul-03	27.4100	0.9277	19	0.6057	28	2.5491	30	12.4983	30	12.2688	6	9.9202	14
Birla Sun Life MIP - Savings 5 - Growth	16.4597	▲	30-Apr-04	1751.8500	0.4087	32	0.9129	22	2.6614	29	11.5972	31	12.4299	5	8.8669	23
DWS Twin Advantage Fund - Growth	15.3663	▲	29-Jan-04	267.6500	0.3874	33	0.7659	27	1.3528	36	10.9160	32	7.4128	28	7.2710	29
Tata Monthly Income Fund - Growth	17.9917	▲	02-May-97	44.9800	0.1007	36	0.1319	35	1.8961	32	10.6691	33	7.2483	29	9.9702	13
Fortis MIP - Growth	14.2321	▲	03-Sep-04	39.2200	0.9054	21	0.8346	24	1.6542	33	10.6523	34	3.2901	36	6.6441	31
SBI Magnum MIP - Floater - Growth	12.2724	▼	30-Nov-05	9.2500	1.3712	8	1.8668	4	3.5549	24	10.2552	35	4.9886	32	4.9664	36
JM MIP - Growth	14.5735	▲	16-Sep-03	8.7900	0.9742	16	0.8184	25	1.4176	35	10.2308	36	3.9111	35	5.9796	34
Peer Group Average					0.9429		1.0183		3.8045		19.1174		8.8116		8.9934	
Crisil Composite Bond Fund Index	1577.25	▲			0.3555		0.8538		2.9513		4.7255		6.7810		N.A	
Crisil MIP Blended Index	1926.25	▲			1.2413		0.8179		3.5535		16.0565		8.3254		N.A	

Source : MutualFundsIndia.com

Schemes have been sorted on the basis of 1 year returns ; Peer Group Average is the average returns of all the existing schemes in the category ; Fund Size is in Rs crores ; Returns are calculated on the basis of Absolute returns for less than one-year time period and CAGR for greater than one-year period.

Disclaimer: The information contained in this report has been obtained from sources considered to be authentic and reliable. However, ICRA Online Ltd. is not responsible for any error or inaccuracy or for any losses suffered on account of information contained in this report. This report does not purport to be an offer for purchase and sale of mutual fund units. © ICRA Online Ltd. 2009. All rights reserved

An ICRA Online Report

SHORT-TERM INCOME SCHEME

Scheme Name	NAV	Inception Date	Fund Size (Rs. Cr)	1 Week	Rank	1 Month	Rank	3 Months	Rank	6 Months	Rank	1 Year	Rank	Since Inception	Rank	
HDFC HIF - S T P - Growth	18.3392	▲	06-Feb-02	1946.0700	0.3815	1	0.5543	1	1.4381	2	4.1154	2	9.1366	3	7.7759	5
HDFC Short Term Plan - Growth	17.9309	▲	25-Feb-02	2519.1100	0.2701	3	0.5456	2	1.3887	3	3.6516	3	8.0175	7	7.5348	7
ICICI Prudential STP - Growth	19.0071	▲	19-Oct-01	2501.8000	0.3262	2	0.5071	3	1.0677	11	3.1268	5	7.3665	9	7.9616	1
Templeton India STIP - Growth	1838.9009	▲	31-Jan-02	5217.0700	0.2670	4	0.4894	4	1.4882	1	4.2512	1	10.9831	1	7.7956	4
Kotak Bond Short Term Plan - Growth	17.6842	▲	25-Apr-02	788.9200	0.2415	5	0.4442	5	1.3189	4	3.0284	6	8.6360	4	7.5168	8
Sundaram BNP Paribas Flexible Fund - ST - Growth	14.0228	▲	24-Dec-04	583.8400	0.1521	10	0.4441	6	1.1834	9	2.7718	9	5.9981	13	6.7075	17
UTI Short Term Income Fund - Ret - Growth	15.6816	▲	23-Jun-03	1371.0800	0.0945	19	0.4092	7	0.9521	18	3.5479	4	9.5573	2	6.9207	16
DSP BlackRock Short Term Fund - Growth	15.7160	▲	04-Sep-02	926.2800	0.1000	16	0.3961	8	1.1918	8	2.5046	16	4.2293	22	6.2051	21
Religare Credit Opportunities Fund - Reg - Growth	10.2809	▲	25-Aug-09	1847.0200	0.0935	20	0.3867	9	1.2747	5	2.5772	14	N.A	--	2.8090	27
SBI SHDF - Short Term - Ret - Growth	12.0653	▲	26-Jul-07	553.5200	0.1070	13	0.3819	10	1.1943	7	2.4741	17	5.2534	19	7.4073	10
Reliance Short Term Fund - Growth	17.3379	▲	17-Dec-02	2832.4900	0.1982	7	0.3612	11	1.0467	13	2.9836	7	8.1854	5	7.8975	2
PRINCIPAL Income Fund - STP - Growth	17.1857	▲	24-Apr-02	127.4500	0.1556	9	0.3486	12	1.0656	12	2.7546	11	8.1583	6	7.1062	14
Fortis Short Term Income Fund - Growth	14.2296	▲	03-Sep-04	519.1100	0.0865	22	0.3484	13	1.1013	10	2.1999	19	5.5687	17	6.6131	18
Canara Robeco Short Term Fund - Growth	10.5786	▲	25-Mar-09	328.8400	0.1031	15	0.3434	14	0.9524	17	2.1998	20	N.A	--	5.7860	22
Birla Sun Life Short Term Opportunities Fund - Ret - Growth	14.2462	▲	23-Apr-03	174.0800	0.1033	14	0.3402	15	1.2537	6	2.9662	8	7.0153	10	5.2725	24
Tata Short Term Bond Fund - Growth	17.1333	▲	08-Aug-02	61.7000	0.0952	17	0.3397	16	1.0129	15	2.0988	23	5.3326	18	7.3445	11
AIG Short Term Fund - Ret - Growth	1145.5064	▲	04-Mar-08	42.8200	0.1989	6	0.3196	17	0.9112	22	2.2829	18	5.9591	15	6.9691	15
Religare Short Term Plan - Regular - Growth	12.4582	▲	22-Mar-07	1179.0300	0.0932	21	0.3173	18	0.9914	16	2.1842	22	5.2275	20	7.6816	6
Birla Sun Life Short Term Fund - Growth	16.5788	▲	18-Apr-02	2689.6300	0.0803	23	0.2995	19	0.9376	19	1.9418	24	4.5144	21	6.6072	19
Birla Sun Life Short Term Fund - DAP	10.2977	▲	21-Jun-09	2689.6300	0.0797	24	0.2990	20	0.9371	20	1.9413	25	N.A	--	2.9770	26
IDFC SSIF - Short Term - Plan A - Growth	19.1440	▲	12-Dec-00	655.2200	0.1669	8	0.2692	21	0.7972	24	2.5690	15	6.9187	11	7.2757	12
ING Short Term Income Fund - Growth	17.1748	▲	16-Aug-02	64.9700	0.1078	12	0.2604	22	0.9243	21	2.5888	13	6.2725	12	7.4091	9
SBI Magnum NRI Investment Fund - Short Term Bond Plan - Growth	11.0124	▲	13-Jan-04	0.1600	0.0245	29	0.2513	23	0.4589	28	0.6498	29	0.9645	25	1.5575	28
HSBC Income Fund - S T P - Reg - Growth	15.5984	▲	03-Dec-02	173.6400	0.0597	25	0.2423	24	0.7538	25	1.7588	26	5.6115	16	6.3173	20
JM Short Term Fund - Growth	17.9447	▲	22-Jun-02	25.8900	0.1183	11	0.2335	25	0.8543	23	2.7708	10	5.9741	14	7.8676	3
DWS Short Maturity Fund - Growth	16.4928	▲	21-Jan-03	660.8500	0.0947	18	0.2248	26	1.0390	14	2.7448	12	7.8877	8	7.2563	13
Bharti AXA Short Term Income Fund - Reg - Growth	10.3887	▼	10-Dec-08	17.3700	0.0366	28	0.1726	27	0.5614	26	2.1916	21	3.4948	23	3.1556	25
Sundaram BNP Paribas Select Debt - S T A P - Appreciation	15.1776	▲	30-Aug-02	0.0800	0.0409	26	0.1551	28	0.4640	27	0.8351	28	1.6298	24	5.7026	23
Mirae Asset Short Term Bond Fund - Reg - Growth	10.1043	▲	22-Jul-09		0.0386	27	0.1517	29	0.3008	29	1.2313	27	N.A	--	1.0430	29
Peer Group Average					0.1350		0.3392		0.9952		2.5152		6.3157		6.2232	
CRISIL Short-Term Bond Fund Index	1626.60	▲			0.1537		0.3824		1.0885		2.7536		5.5106		N.A	
Crisil Liquid Fund Index	1556.50	▲			0.0868		0.3193		0.8397		1.5104		3.8235		N.A	
Crisil Composite Bond Fund Index	1577.25	▲			0.1744		0.3555		0.8538		2.9513		4.7255		N.A	

Source : MutualFundsIndia.com

Schemes have been sorted on the basis of 1 Months return ; Peer Group Average is the average returns of all the existing schemes in the category ; Fund size is in Rs crores ; Returns are calculated on the basis of Absolute returns for less than one-year time period and CAGR for greater than one-year period.

Disclaimer: The information contained in this report has been obtained from sources considered to be authentic and reliable. However, ICRA Online Ltd. is not responsible for any error or inaccuracy or for any losses suffered on account of information contained in this report. This report does not purport to be an offer for purchase and sale of mutual fund units. © ICRA Online Ltd. 2009. All rights reserved

An ICRA Online Report

ULTRA SHORT TERM

Scheme Name	NAV	Inception Date	Fund Size (Rs. Cr)	1 Week	Rank	1 Month	Rank	3 Months	Rank	6 Months	Rank	1 Year	Rank	Since Inception	Rank	
DWS Treasury Fund - Investment - Reg - Growth	10.2872	▲	08-Oct-09	360.7600	0.1265	1	0.4433	1	1.4277	1	N.A	--	N.A	--	2.8720	30
IDFC Money Manager - Invest Plan - Plan A - Growth	14.0354	▲	30-Jul-04	3347.6900	0.0949	3	0.3913	2	1.2144	3	2.4198	4	5.0460	11	6.2500	24
Edelweiss Short Term Bond Fund - Ret - Growth	11.0101	▲	08-Sep-08	59.8500	0.0936	5	0.3875	3	1.2330	2	2.5588	1	5.0291	12	6.6068	18
LIC MF Savings Plus Fund - Growth	14.5930	▲	29-May-03	11489.3700	0.0947	4	0.3797	4	1.1976	5	2.4609	2	5.6354	2	5.7227	26
DWS Treasury Fund - Cash - Reg - Growth	10.1889	▲	08-Oct-09	187.3100	0.0835	17	0.3714	5	1.1355	12	N.A	--	N.A	--	1.8890	34
LIC MF Income Plus Fund - Growth	12.3266	▲	29-May-07	18888.5300	0.0869	10	0.3713	6	1.1995	4	2.4357	3	5.3880	3	7.7962	4
DWS Cash Opportunities Fund - IP - Growth	11.7608	▲	21-Jun-07	2131.9400	0.0962	2	0.3712	7	1.1882	6	2.4157	5	5.6647	1	7.7610	5
Shinsei Treasury Advantage Fund - Growth	1019.9802	▲	07-Oct-09	341.6600	0.0888	7	0.3685	8	1.1689	8	N.A	--	N.A	--	1.9980	33
Baroda Pioneer Treasury Advantage Fund - Reg - Growth	10.3329	▲	23-Jun-09	3516.9900	0.0891	6	0.3652	9	1.1829	7	2.2584	10	N.A	--	3.3290	29
Kotak Floater - LT - Growth	14.5759	▲	06-Aug-04	13883.3800	0.0886	8	0.3573	10	1.1611	9	2.3883	6	5.2678	5	6.9845	13
Principal Ultra Short Term Fund - Reg - Growth	11.8068	▲	05-Nov-07	564.7300	0.0865	12	0.3570	11	1.1211	13	2.2013	16	4.9643	14	7.3301	9
Tata Floater Fund - Growth	13.6972	▲	05-Sep-05	11138.7000	0.0870	9	0.3561	12	1.1364	11	2.3011	8	5.1560	7	7.2164	11
Reliance Medium Term Fund - Growth	19.0318	▲	05-Sep-00	15473.3500	0.0868	11	0.3538	13	1.1453	10	2.3034	7	5.1097	8	7.0118	12
Fortis Money Plus Fund - Growth	13.6978	▲	19-Oct-05	5932.4800	0.0862	13	0.3450	14	1.1176	14	2.2850	9	5.3604	4	7.4274	8
Tata Treasury Manager Fund - RIP - Growth	1217.3358	▲	12-Jul-07	652.5600	0.0849	15	0.3444	15	1.0697	21	2.2129	13	5.0859	10	7.6564	6
Taurus Ultra Short Term Bond Fund - Ret - Growth	1070.1072	▲	26-Nov-08	2010.6000	0.0856	14	0.3401	16	1.0937	15	2.2539	11	4.8590	17	5.4507	28
HDFC Cash Mgmt Fund - Treasury Advantage - Ret - Growth	19.9381	▲	18-Nov-99	31923.3600	0.0808	22	0.3301	17	1.0778	19	2.2074	14	4.8463	18	6.9147	14
Axis Treasury Advantage Fund - IP - Growth	1018.7994	▲	08-Oct-09	2471.8700	0.0800	23	0.3283	18	1.0830	17	N.A	--	N.A	--	1.8799	35
JM Money Manager Fund - Reg - Growth	12.5428	▲	27-Sep-06	5.2000	0.0790	26	0.3280	19	1.0742	20	1.9243	31	4.1034	28	6.7722	16
JPMorgan India Treasury Fund - Ret - Growth	10.9645	▲	17-Sep-08	3181.2600	0.0812	21	0.3248	20	1.0870	16	2.2055	15	5.0109	13	6.4215	22
ICICI Prudential Ultra Short Term Plan - Prem - Growth	10.2450	▲	11-Jun-09	5921.0600	0.0840	16	0.3231	21	1.0365	24	2.1751	17	N.A	--	2.4500	32
UTI Treasury Advantage Fund - Growth	2332.8943	▲	12-Jul-99	29129.5200	0.0799	24	0.3223	22	0.9946	32	1.9399	30	4.5860	24	8.2596	1
L&T F I - S T F - Reg - Growth	14.5504	▲	27-Nov-97	1595.3500	0.0791	25	0.3206	23	1.0346	25	2.1346	20	4.8436	19	8.1452	2
HDFC F R I F - STF - Growth	15.5313	▲	08-Jan-03	7973.1100	0.0780	28	0.3204	24	1.0370	23	2.1527	19	4.8866	16	6.3455	23
Reliance Money Manager Fund - Retail - Growth	1242.4332	▲	20-Mar-07	34704.7900	0.0790	26	0.3177	25	1.0794	18	2.2350	12	5.0885	9	7.5540	7
Templeton India Ultra Short Bond Fund - Retail - Growth	11.7098	▲	18-Dec-07	2988.6700	0.0821	19	0.3170	26	1.0581	22	2.1717	18	4.9378	15	7.3248	10
IDFC Money Manager - Treasury Plan - Plan A - Growth	14.7907	▲	18-Feb-03	15733.0500	0.0765	30	0.3167	27	1.0142	27	2.0527	25	4.6388	23	5.6959	27
DWS Cash Opportunities Fund - Reg - Growth	12.2739	▲	21-Jun-07	2131.9400	0.0824	18	0.3155	28	1.0114	28	2.0817	22	5.2325	6	7.8139	3
Bharti AXA Treasury Advantage Fund - Reg - Growth	1101.9600	▲	14-Jul-08	282.1200	0.0737	34	0.3152	29	0.9867	34	2.0319	27	4.4079	26	6.0531	25
ICICI Prudential Ultra Short Term Plan - Reg - Growth	10.2811	▲	11-Jun-09	5921.0600	0.0818	20	0.3112	30	0.9901	33	2.0214	28	N.A	--	2.8110	31
Birla Sun Life Savings Fund - Ret - Growth	17.0707	▲	26-Nov-01	29897.3000	0.0780	28	0.3109	31	1.0065	29	2.0572	24	4.6858	21	6.6609	17
PRINCIPAL Floating Rate Fund - FMP - Growth	14.3842	▲	06-Sep-04	2779.6300	0.0765	30	0.3096	32	1.0304	26	2.0837	21	4.6679	22	6.8421	15
SBI SHDF - Ultra Short Term - Ret - Growth	11.8185	▲	26-Jul-07	11621.1100	0.0737	34	0.3072	33	0.9757	35	1.9469	29	4.3456	27	6.5657	19
Canara Robeco Treasury Advantage Fund - Ret - Growth	15.0643	▲	09-Sep-03	6140.0600	0.0751	32	0.3070	34	0.9997	30	2.0361	26	4.5413	25	6.5166	20
DWS Ultra Short-Term Fund - Growth	14.9370	▲	20-Oct-03	4280.8900	0.0744	33	0.3062	35	0.9994	31	2.0754	23	4.8269	20	6.4761	21
Peer Group Average					0.0786		0.3174		1.0259		2.0528		4.6436		6.0053	
CRISIL Short-Term Bond Fund Index	1626.60	▲			0.1537		0.3824		1.0885		2.7536		5.5106		N.A	
Mibor Overnight	3.33	◆			0.9091		0.9091		1.2158		1.2158		-7.5000		N.A	
Crisil Liquid Fund Index	1556.50	▲			0.0868		0.3193		0.8397		1.5104		3.8235		N.A	
Crisil Composite Bond Fund Index	1577.25	▲			0.1744		0.3555		0.8538		2.9513		4.7255		N.A	

Source : MutualFundsIndia.com

Schemes have been sorted on the basis of 1 Month return ; Peer Group Average is the average returns of all the existing schemes in the category ; Fund size is in Rs crores ; Returns are calculated on the basis of Absolute returns for less than one-year time period and CAGR for greater than one-year period.

Disclaimer: The information contained in this report has been obtained from sources considered to be authentic and reliable. However, ICRA Online Ltd. is not responsible for any error or inaccuracy or for any losses suffered on account of information contained in this report. This report does not purport to be an offer for purchase and sale of mutual fund units. © ICRA Online Ltd. 2009. All rights reserved

An ICRA Online Report

EQUITY

Scheme Name	NAV	Inception Date	Fund Size (Rs. Cr)	1 Month	Rank	3 Months	Rank	6 Months	Rank	1 Year	Rank	3 Years	Rank	Since Inception	Rank	
Principal Emerging Bluechip Fund - Growth	28.6500	20-Oct-08	240.7300	3.5417	14	5.4084	10	20.7841	7	201.2618	1	N.A	--	120.8115	1	
SBI Magnum Sector Umbrella - Emerging Businesses - Growth	34.3200	17-Sep-04	181.0300	4.3478	12	9.0909	1	22.8346	4	196.6292	2	7.9454	16	25.2102	7	
ICICI Prudential Discovery Fund - Growth	42.0400	30-Jul-04	779.3300	3.1403	16	6.5113	4	19.4658	12	183.8623	3	20.6253	3	29.3618	4	
Canara Robeco Emerging Equities - Growth	19.0200	23-Feb-05	25.6800	3.8777	13	7.4576	3	19.3974	14	181.7778	4	10.0932	15	13.8422	22	
JM Emerging Leaders Fund - Growth	7.8688	04-Jul-05	239.8800	-0.7655	27	-3.6395	27	9.3968	25	175.6340	5	-5.7495	23	-5.0477	27	
Sundaram BNP Paribas Select Midcap - Growth	133.8401	19-Jul-02	1916.9400	2.7109	18	1.3824	22	17.3994	18	174.2501	6	16.4683	7	40.5429	2	
Birla Sun Life Mid Cap Fund - Plan A - Growth	103.3000	01-Oct-02	1406.2700	3.2174	15	2.0247	19	17.4397	17	170.7023	7	20.6766	2	36.8465	3	
ING C.U.B. Fund - Growth	15.4400	21-Aug-06	43.0700	1.7798	23	1.1133	23	13.1965	22	170.4028	8	10.9881	13	13.2083	24	
L&T Midcap Fund - Growth	36.4700	23-Jul-04	23.6600	2.7035	19	3.4023	18	20.0856	9	170.1481	9	15.0967	9	26.0356	5	
SBI Magnum Global Fund 94 - Growth	49.2300	30-Sep-94	1219.2600	1.7359	24	4.3230	13	18.1993	15	168.2834	10	6.6029	18	14.1106	21	
Sahara Midcap Fund - Growth	27.3622	22-Dec-04	9.6000	4.9957	5	5.6154	8	17.3840	19	166.0968	11	17.5821	5	21.3701	14	
Sahara Midcap Fund - Gth - Auto Payout	27.3622	22-Dec-04	9.6000	4.9957	5	5.6154	8	17.3840	19	166.0968	11	17.5821	5	21.3701	14	
Sundaram BNP Paribas SMILE Fund - Growth	30.4567	21-Jan-05	583.7900	2.0677	21	-2.5704	26	9.8624	24	163.0567	13	22.0223	1	24.5598	9	
ICICI Prudential Emerging STAR Fund - Growth	31.4800	25-Sep-04	421.9900	4.4113	9	9.0783	2	26.1723	1	161.8968	14	6.3455	19	23.7938	10	
SBI Magnum Midcap Fund - Growth	21.6500	17-Mar-05	323.5100	-0.5055	26	1.4052	21	8.7393	26	161.1580	15	1.7352	20	16.8651	19	
DSP BlackRock Small and Midcap Fund - Growth	15.1180	16-Oct-06	753.0800	4.3484	11	6.3375	6	24.2848	2	160.3858	16	16.2868	8	13.2313	23	
JM Basic Fund - Growth	18.0109	02-Jun-97	559.9300	1.3448	25	-1.5437	25	2.7269	27	158.6509	17	0.0017	22	23.1917	11	
Franklin India Prima Fund - Growth	249.9147	30-Nov-93	881.0600	4.5510	8	4.2283	14	20.6662	8	157.9685	18	10.7008	14	21.8482	13	
HDFC Core & Satellite Fund - Growth	35.4240	10-Sep-04	400.9200	5.8381	1	6.4327	5	21.5607	6	157.1242	19	14.6712	10	25.9351	6	
UTI Master Value Fund - Growth	44.3900	01-Jun-98	419.6000	2.4937	20	3.5698	17	22.4552	5	153.0787	20	18.0800	4	23.1444	12	
Birla Sun Life India Opportunities Fund - Growth	51.2300	21-Jan-95	57.5000	5.4766	2	5.8471	7	17.6619	16	152.4889	21	0.9811	21	7.8393	25	
Franklin India High Growth Companies Fund - Growth	12.0384	29-Jun-07	1061.5600	5.3689	3	3.7596	16	19.5234	11	152.2980	22	N.A	--	7.3082	26	
Reliance Equity Opportunities Fund - Growth	29.7027	07-Mar-05	1871.9600	4.3929	10	3.9501	15	23.7674	3	151.9377	23	14.5982	11	24.5951	8	
Morgan Stanley A.C.E Fund - Growth	13.4510	10-Mar-08	181.3500	5.1763	4	4.6933	11	19.6921	10	151.6087	24	N.A	--	16.5139	20	
Tata Service Industries Fund - Growth	23.3772	10-Mar-05	135.3700	2.8216	17	-0.6456	24	10.7169	23	151.4191	25	7.7654	17	18.2341	18	
Mirae Asset India Opportunities Fund - Reg - Growth	14.0740	10-Mar-08	162.5500	4.6861	7	1.9781	20	16.6515	21	151.3214	26	N.A	--	19.2952	17	
UTI Thematic Mid Cap Fund - Growth	28.2500	07-Apr-04	307.1500	1.9120	22	4.5135	12	19.4503	13	150.6655	27	12.7552	12	21.0228	16	
Peer Group Average						3.9602		1.3468		11.2061		114.8891		11.6523		18.4046
BSE MID CAP	6700.85					2.9358		1.9220		13.1593		161.3028		8.2837		N.A
CNX Nifty Junior	10508.85					4.4430		2.7956		21.5128		188.5659		16.8867		N.A
BSE 500	6789.05					5.0288		1.1079		9.3926		123.6757		11.7427		N.A
CNX Midcap	7503.10					3.0936		2.5329		20.4340		152.9874		16.9157		N.A
BSE 100	9115.55					5.7596		0.4582		7.5857		114.6436		12.0722		N.A
Crisil Composite Bond Fund Index	1577.25					0.3555		0.8538		2.9513		4.7255		6.7810		N.A
CNX500	4253.35					3.1465		0.2463		8.6688		113.2646		11.5139		N.A
BSE 200	2157.35					5.3543		0.6565		8.7111		119.8282		12.1866		N.A
BSE Sensex	17166.62					6.2778		0.2780		5.5479		105.7423		9.9760		N.A
S&P Nifty	5137.00					6.4255		0.3850		6.3660		96.2597		11.2021		N.A

Source : MutualFundsIndia.com

Schemes have been sorted on the basis of 1 year returns ; Peer Group Average is the average returns of all the existing schemes in the category ; Fund Size is in Rs crores ; Returns are calculated on the basis of Absolute returns for less than one-year time period and CAGR for greater than one-year period.

Disclaimer: The information contained in this report has been obtained from sources considered to be authentic and reliable. However, ICRA Online Ltd. is not responsible for any error or inaccuracy or for any losses suffered on account of information contained in this report. This report does not purport to be an offer for purchase and sale of mutual fund units. © ICRA Online Ltd. 2009. All rights reserved

An ICRA Online Report

EQUITY - ARBITRAGE

Scheme Name	NAV	Inception Date	Fund Size (Rs. Cr)	1 Month	Rank	3 Months	Rank	6 Months	Rank	1 Year	Rank	3 Years	Rank	Since Inception	Rank	
ICICI Prudential Equity & Derivatives Fund - W O - Regular - Growth	12.4300	▲	07-Dec-06	352.2300	3.6697	1	2.8122	1	8.9395	1	60.8021	1	7.5849	2	6.2762	13
UTI Spread Fund - Growth	13.3491	▲	22-Jun-06	483.0700	0.0022	15	0.4560	15	1.7990	7	5.2843	2	8.1164	1	8.1106	1
Kotak Equity Arbitrage Fund - Growth	13.6364	▲	21-Sep-05	709.4400	0.2684	4	0.8527	2	2.0696	2	4.5287	3	7.0545	4	7.2150	4
HDFC Arbitrage Fund - IP - Growth	11.6460	▲	15-Oct-07	950.5500	0.1893	10	0.7352	4	2.0505	3	4.2148	4	N.A	--	6.5938	9
JM Arbitrage Advantage Fund - Growth	12.9119	▲	30-Jun-06	482.0200	0.1979	9	0.6564	9	1.7759	8	4.1333	5	6.9824	5	7.2485	3
HDFC Arbitrage Fund - Retail - Growth	11.5760	▲	15-Oct-07	950.5500	0.1731	11	0.6696	8	1.9194	4	3.9511	6	N.A	--	6.3248	12
SBI Arbitrage Opportunities Fund - Growth	12.6113	▲	13-Oct-06	455.8300	0.1270	14	0.7518	3	1.8478	5	3.9096	7	6.6549	8	7.1574	7
IDFC Arbitrage Fund - Plan B (I P) - Growth	12.4083	▲	30-Nov-06	366.9900	0.2075	7	0.6947	6	1.8326	6	3.8925	8	6.4456	9	6.9205	8
ICICI Prudential Equity & Derivatives Fund - I O - IP - Growth	12.6000	▲	07-Dec-06	366.9900	N.A	--	N.A	--	0.7194	16	3.7891	9	7.2907	3	7.4894	2
IDFC Arbitrage Plus Fund - Plan B - Growth	11.0720	▼	30-May-08	280.8500	0.2690	3	0.6967	5	1.6694	10	3.6966	10	N.A	--	5.9701	14
Benchmark Equity And Derivative Opportunities Fund - Growth	11.4536	▲	05-Oct-07	11.0100	0.2802	2	0.6070	12	1.7438	9	3.5391	11	N.A	--	5.9081	15
ICICI Prudential Equity & Derivatives Fund - I O - Retail - Growth	12.4800	▲	07-Dec-06	366.9900	-0.0801	16	-0.0801	16	0.4831	17	3.4826	12	6.9494	6	7.1685	6
IDFC Arbitrage Plus Fund - Plan A - Growth	11.0486	▼	30-May-08	280.8500	0.2486	6	0.6339	10	1.5412	14	3.4310	13	N.A	--	5.8425	16
IDFC Arbitrage Fund - Plan A (Regular) - Growth	12.2095	▲	30-Nov-06	366.9900	0.1682	12	0.5692	13	1.5791	12	3.3740	14	5.9147	11	6.3864	10
ICICI Prudential Blended Plan - Option A - Growth	13.9423	▲	18-May-05	331.4300	0.2502	5	0.6810	7	1.5729	13	3.2534	15	6.6768	7	7.1946	5
Benchmark Derivative Fund - Growth	1381.1136	▲	14-Dec-04	16.0300	0.1407	13	0.5148	14	1.4126	15	3.1469	16	5.9740	10	6.3648	11
Birla Sun Life Enhanced Arbitrage Fund - Growth	10.1969	▼	20-Jul-09	215.0300	0.1995	8	0.6336	11	1.6002	11	N.A	--	N.A	--	1.9690	17
Peer Group Average					0.3713		0.6991		2.0327		7.4018		6.8767		6.4788	
CRISIL Short-Term Bond Fund Index	1626.60	▲			0.3824		1.0885		2.7536		5.5106		8.1475		N.A	
Crisil Liquid Fund Index	1556.50	▲			0.3193		0.8397		1.5104		3.8235		6.7373		N.A	
Crisil Balanced Fund Index	3231.54	▲			4.2283		0.5835		5.3061		60.9177		11.4331		N.A	
Crisil Composite Bond Fund Index	1577.25	▲			0.3555		0.8538		2.9513		4.7255		6.7810		N.A	
S&P Nifty	5137.00	▲			6.4255		0.3850		6.3660		96.2597		11.2021		N.A	

Source : MutualFundsIndia.com

Schemes have been sorted on the basis of 1 year returns ; Peer Group Average is the average returns of all the existing schemes in the category ; Fund Size is in Rs crores ; Returns are calculated on the basis of Absolute returns for less than one-year time period and CAGR for greater than one-year period.

Disclaimer: The information contained in this report has been obtained from sources considered to be authentic and reliable. However, ICRA Online Ltd. is not responsible for any error or inaccuracy or for any losses suffered on account of information contained in this report. This report does not purport to be an offer for purchase and sale of mutual fund units. © ICRA Online Ltd. 2009. All rights reserved

An ICRA Online Report

GLOBAL FUNDS

Scheme Name	NAV	Inception Date	Fund Size (Rs. Cr)	1 Month	Rank	3 Months	Rank	6 Months	Rank	1 Year	Rank	2 Years	Rank	Since Inception	Rank	
Fidelity International Opportunities Fund - Growth	11.8320	▲	30-Apr-07	645.6700	4.7636	6	2.0792	1	12.6321	1	114.3867	1	7.3565	1	6.2109	6
Tata Growing Economies Infrastructure Fund - Plan B - Growth	11.7306	▲	18-Mar-08	151.1000	4.6487	8	-0.0894	7	7.5777	3	106.5901	2	N.A	--	8.6661	5
ICICI Prudential Indo Asia Equity Fund - Ret - Growth	9.5100	▼	21-Sep-07	479.7600	4.2763	10	0.1053	5	6.4950	5	98.9540	3	2.5666	3	-2.0716	9
Mirae Asset Global Commodity Stocks Fund - Growth	11.8700	▼	23-Jul-08	49.9000	6.2192	2	-1.5673	9	7.5376	4	95.1982	4	N.A	--	11.6242	4
Tata Growing Economies Infrastructure Fund - Plan A - Growth	11.1845	▲	18-Mar-08	37.9900	4.6895	7	0.2842	4	5.3799	7	84.9411	5	N.A	--	6.0020	7
Birla Sun Life International Equity Fund - Plan B - Growth	8.7957	▲	16-Oct-07	514.1400	5.0584	4	-0.0443	6	6.3413	6	82.8058	6	1.2020	4	-5.2826	10
Fortis China-India Fund - Growth	8.3180	▼	01-Oct-07	86.9200	3.7170	11	-2.0305	10	2.6002	9	71.2509	7	-1.1502	5	-7.3703	12
Franklin Asian Equity Fund -Growth	9.9317	▼	18-Dec-07	367.7400	2.6225	12	-2.6886	11	-0.9079	11	53.2812	8	5.2594	2	-0.3178	8
Birla Sun Life International Equity Fund - Plan A - Growth	8.6822	▲	16-Oct-07	132.7000	4.7664	5	-1.3555	8	0.0703	10	29.0573	9	-4.2143	6	-5.8015	11
Birla Sun Life Commodity Equities Fund - GMC - Ret - Growth	12.7048	▼	14-Oct-08	13.8500	6.5535	1	0.3999	3	4.2471	8	28.8258	10	N.A	--	19.5213	2
Birla Sun Life Commodity Equities Fund - GA - Ret - Growth	15.2382	▼	14-Oct-08	7.3200	5.7900	3	0.8398	2	9.5462	2	28.3757	11	N.A	--	36.8570	1
Birla Sun Life Commodity Equities Fund - GPM - Ret - Growth	11.7703	▲	14-Oct-08	2.6700	4.5868	9	-8.1722	12	-3.6477	12	21.6883	12	N.A	--	12.9092	3
Peer Group Average					4.8077		-1.0200		4.8226		67.9463		1.8367		6.7456	
Crisil Composite Bond Fund Index	1577.25	▲			0.3555		0.8538		2.9513		4.7255		6.0222		N.A	
BSE 200	2157.35	▼			5.3543		0.6565		8.7111		119.8282		3.1569		N.A	
BSE Sensex	17166.62	▼			6.2778		0.2780		5.5479		105.7423		3.1698		N.A	
S&P Nifty	5137.00	▲			6.4255		0.3850		6.3660		96.2597		2.6836		N.A	

Source : MutualFundsIndia.com

Schemes have been sorted on the basis of 1 year returns ; Peer Group Average is the average returns of all the existing schemes in the category ; Fund Size is in Rs crores ; Returns are calculated on the basis of Absolute returns for less than one-year time period and CAGR for greater than one-year period.

Disclaimer: The information contained in this report has been obtained from sources considered to be authentic and reliable. However, ICRA Online Ltd. is not responsible for any error or inaccuracy or for any losses suffered on account of information contained in this report. This report does not purport to be an offer for purchase and sale of mutual fund units. © ICRA Online Ltd. 2009. All rights reserved

An ICRA Online Report

Index

Scheme Name	NAV	Inception Date	Fund Size (Rs. Cr)	1 Month	Rank	3 Months	Rank	6 Months	Rank	1 Year	Rank	3 Years	Rank	Since Inception	Rank	
HDFC Index Fund - Sensex Plus Plan	201.6064	▲	10-Jul-02	55.0800	5.0415	19	-0.0208	17	8.5274	1	106.1091	1	13.5118	1	27.0876	3
UTI Master Index Fund - Growth	52.8554	▼	01-Jun-98	64.2100	6.1709	12	0.1085	10	5.2012	15	104.3550	2	9.2995	11	15.1728	18
Franklin India Index Fund - BSE Sensex Plan - Growth	48.1213	▼	27-Jul-01	59.4000	6.1662	13	0.0170	14	5.0179	17	103.9626	3	10.3828	5	20.2768	11
Tata Index Fund - Sensex Plan - Option A	41.7231	▼	24-Feb-03	6.2000	6.1022	15	-0.0541	18	4.7175	18	103.5303	4	8.4365	13	25.2144	5
Benchmark S&P CNX 500 Fund - Growth	18.0267	▲	15-Dec-08	23.9500	2.9885	20	0.0105	16	5.8166	8	102.7773	5	N.A	--	64.9040	1
HDFC Index Fund - Sensex Plan	143.4148	▲	10-Jul-02	67.5700	6.4323	1	0.2903	3	5.2875	14	100.2348	6	6.4815	16	21.5592	7
LIC MF Index Fund - Sensex Plan - Growth	31.8784	▼	28-Nov-02	33.3600	6.2507	8	0.1266	9	5.0186	16	97.9890	7	5.5085	17	18.8330	14
SBI Magnum Index Fund - Growth	43.7057	▲	16-Jan-02	22.0200	6.3484	2	0.2093	5	5.8516	7	95.4804	8	8.6206	12	19.8286	13
ICICI Prudential Index Fund	47.2966	▲	25-Feb-02	97.5900	6.2933	4	0.0732	12	5.7006	10	95.3872	9	12.5211	2	21.3093	8
Franklin India Index Fund - NSE Nifty Plan - Growth	40.2716	▲	04-Jul-00	123.3500	6.2553	7	0.1634	6	5.8915	5	95.1210	10	10.6015	3	20.4753	10
Birla Sun Life Index Fund - Growth	51.0819	▲	17-Sep-02	31.3900	6.2347	10	0.0780	11	5.6494	11	94.9974	11	10.2591	6	24.3443	6
Tata Index Fund - Nifty Plan - Option A	30.6099	▲	24-Feb-03	9.3500	6.1870	11	0.0127	15	6.0472	4	93.7900	12	9.6919	8	25.5568	4
UTI Nifty Fund - Growth	31.9745	▲	14-Feb-00	228.1000	6.2767	6	0.0300	13	5.6226	12	93.7062	13	10.2111	7	12.2232	20
Canara Robeco Nifty Index - Growth	27.0900	▲	27-Sep-04	8.5500	6.2353	9	0.1479	7	5.7377	9	93.3619	14	10.5414	4	20.1559	12
PRINCIPAL Index Fund - Growth	35.0743	▲	30-Jun-99	22.6600	6.2777	5	0.1333	8	5.8879	6	93.0703	15	9.4898	10	12.5232	19
ING Nifty Plus Fund - Growth	25.5600	▲	06-Feb-04	13.6800	5.4021	18	0.6696	2	6.5888	2	91.3174	16	9.6749	9	16.7730	17
HDFC Index Fund - Nifty Plan	44.7556	▲	10-Jul-02	57.8300	6.1543	14	-0.1488	19	5.4855	13	89.3255	17	6.9131	14	21.1086	9
LIC MF Index Fund - Sensex Advantage Plan - Growth	30.2383	▼	28-Nov-02	4.8900	5.4433	17	-0.3503	20	4.3452	19	89.2425	18	4.7065	18	18.2536	15
LIC MF Index Fund - Nifty Plan - Growth	28.2723	▲	28-Nov-02	78.1000	6.3424	3	0.2511	4	6.0958	3	89.1567	19	6.8300	15	16.8681	16
JM Nifty Plus Fund - Growth	16.3957	▲	30-Jan-09	11.8900	5.6982	16	1.3582	1	1.9430	20	75.5597	20	N.A	--	56.4885	2
Peer Group Average					5.9151		0.1553		5.5217		95.4237		9.0934		23.9478	
Crisil Composite Bond Fund Index	1577.25	▲			0.3555		0.8538		2.9513		4.7255		6.7810		N.A	
CNX500	4253.35	▲			3.1465		0.2463		8.6688		113.2646		11.5139		N.A	
BSE Sensex	17166.62	▼			6.2778		0.2780		5.5479		105.7423		9.9760		N.A	
S&P Nifty	5137.00	▲			6.4255		0.3850		6.3660		96.2597		11.2021		N.A	

Source : MutualFundsIndia.com

Schemes have been sorted on the basis of 1 year returns ; Peer Group Average is the average returns of all the existing schemes in the category ; Fund Size is in Rs crores ; Returns are calculated on the basis of Absolute returns for less than one-year time period and CAGR for greater than one-year period.

Disclaimer: The information contained in this report has been obtained from sources considered to be authentic and reliable. However, ICRA Online Ltd. is not responsible for any error or inaccuracy or for any losses suffered on account of information contained in this report. This report does not purport to be an offer for purchase and sale of mutual fund units. © ICRA Online Ltd. 2009. All rights reserved

An ICRA Online Report

SECTOR FUNDS - AUTO

Scheme Name	NAV	Inception Date	Fund Size (Rs. Cr)	1 Month	Rank	3 Months	Rank	6 Months	Rank	1 Year	Rank	3 Years	Rank	Since Inception	Rank
UTI Thematic Transportation and Logistics Fund - Growth	23.4900	08-Mar-04	49.6600	4.3073	1	5.4782	1	19.4812	1	142.9162	1	11.2612	1	15.2660	1
Peer Group Average				4.3073		5.4782		19.4812		142.9162		11.2612		15.2660	
Crisil Composite Bond Fund Index	1577.25			0.3555		0.8538		2.9513		4.7255		6.7810		N.A	

Source : MutualFundsIndia.com

Schemes have been sorted on the basis of 1 year returns ; Peer Group Average is the average returns of all the existing schemes in the category ; Fund Size is in Rs crores ; Returns are calculated on the basis of Absolute returns for less than one-year time period and CAGR for greater than one-year period.

Disclaimer: The information contained in this report has been obtained from sources considered to be authentic and reliable. However, ICRA Online Ltd. is not responsible for any error or inaccuracy or for any losses suffered on account of information contained in this report. This report does not purport to be an offer for purchase and sale of mutual fund units. © ICRA Online Ltd. 2009. All rights reserved

An ICRA Online Report

SECTOR FUNDS - BANKING AND FINANCIAL SERVICES

Scheme Name	NAV	Inception Date	Fund Size (Rs. Cr)	1 Month	Rank	3 Months	Rank	6 Months	Rank	1 Year	Rank	3 Years	Rank	Since Inception	Rank	
Sahara Banking and Financial Services Fund - Growth	24.4436	▲	28-Aug-08	10.3200	6.4825	8	3.2064	3	17.1866	3	158.7665	1	N.A	--	82.5588	1
Reliance Banking Fund - Growth	77.0980	▼	22-May-03	974.7300	6.9920	6	1.1737	6	14.7445	5	150.8239	2	30.5443	1	35.0354	2
Reliance Banking Fund - IP - Growth	77.0980	▼	21-Sep-08	974.7300	6.9920	6	1.1737	6	14.7445	5	150.8239	2	N.A	--	33.2464	4
Religare Banking Fund - Reg - Growth	16.3900	▼	17-Jun-08	22.1800	9.5588	1	3.9975	1	19.8099	1	149.0881	4	N.A	--	34.6614	3
Sundaram BNP Paribas Financial Services Opportunities Fund - Ret - Growth	16.0447	▼	14-May-08	173.6300	7.2070	5	1.2865	5	13.7486	7	146.9327	5	N.A	--	30.9493	5
UTI Thematic Banking Sector Fund - Growth	34.5900	▼	08-Mar-04	123.3700	8.2290	3	3.5319	2	17.8535	2	145.1453	6	21.4891	2	22.9310	7
ICICI Prudential Banking and Financial Services Fund - Retail - Growth	15.0100	▼	07-Aug-08	100.7900	9.3227	2	1.5562	4	14.7554	4	143.2739	7	N.A	--	29.8803	6
JM Financial Services Sector Fund - Growth	8.7055	▼	20-Nov-06	23.0200	7.8000	4	-3.5006	8	-0.2269	8	58.0404	8	-0.6960	3	-4.1595	8
Peer Group Average					7.8230		1.5531		14.0770		137.8618		17.1125		33.1379	
CNX Bank Nifty	9172.90	▼			9.4435		0.8321		15.8933		166.4566		20.9616		N.A	
BSE Bankex	10341.20	▼			9.9435		2.3256		16.0441		175.4554		16.9069		N.A	
Crisil Composite Bond Fund Index	1577.25	▲			0.3555		0.8538		2.9513		4.7255		6.7810		N.A	

Source : MutualFundsIndia.com

Schemes have been sorted on the basis of 1 year returns ; Peer Group Average is the average returns of all the existing schemes in the category ; Fund Size is in Rs crores ; Returns are calculated on the basis of Absolute returns for less than one-year time period and CAGR for greater than one-year period.

Disclaimer: The information contained in this report has been obtained from sources considered to be authentic and reliable. However, ICRA Online Ltd. is not responsible for any error or inaccuracy or for any losses suffered on account of information contained in this report. This report does not purport to be an offer for purchase and sale of mutual fund units. © ICRA Online Ltd. 2009. All rights reserved

An ICRA Online Report

SECTOR FUNDS - FMCG

Scheme Name	NAV	Inception Date	Fund Size (Rs. Cr)	1 Month	Rank	3 Months	Rank	6 Months	Rank	1 Year	Rank	3 Years	Rank	Since Inception	Rank
Birla Sun Life Buy India Fund - Growth	36.4800	15-Jan-00	51.3000	5.2814	1	0.6345	2	15.0789	2	118.9676	1	12.5627	2	13.5825	3
Franklin FMCG Fund - Growth	52.7462	31-Mar-99	32.7500	2.8530	3	4.1635	1	20.9465	1	81.4605	2	18.7421	1	16.3902	1
ICICI Prudential FMCG - Growth	51.7000	30-Mar-99	64.0500	3.5035	2	-0.4237	3	12.4891	3	78.0303	3	10.9626	3	16.1776	2
Peer Group Average				3.8793		1.4581		16.1715		92.8194		14.0891		15.3834	
Crisil Composite Bond Fund Index	1577.25			0.3555		0.8538		2.9513		4.7255		6.7810		N.A	
Brandex	2839.49			1.3206		-1.4583		3.3564		51.4742		13.9155		N.A	
BSE 200	2157.35			5.3543		0.6565		8.7111		119.8282		12.1866		N.A	

Source : MutualFundsIndia.com

Schemes have been sorted on the basis of 1 year returns ; Peer Group Average is the average returns of all the existing schemes in the category ; Fund Size is in Rs crores ; Returns are calculated on the basis of Absolute returns for less than one-year time period and CAGR for greater than one-year period.

Disclaimer: The information contained in this report has been obtained from sources considered to be authentic and reliable. However, ICRA Online Ltd. is not responsible for any error or inaccuracy or for any losses suffered on account of information contained in this report. This report does not purport to be an offer for purchase and sale of mutual fund units. © ICRA Online Ltd. 2009. All rights reserved

An ICRA Online Report

SECTOR FUNDS - INFOTECH

Scheme Name	NAV		Inception Date	Fund Size (Rs. Cr)	1 Month	Rank	3 Months	Rank	6 Months	Rank	1 Year	Rank	3 Years	Rank	Since Inception	Rank
ICICI Prudential Technology Fund - Growth	14.6700	▲	28-Jan-00	101.2000	6.4586	1	10.5501	1	22.2500	2	168.6813	1	-0.6719	4	3.8946	5
DSP BlackRock Technology.com Fund - Reg - Growth	31.5380	▼	10-Apr-00	90.9700	4.3027	3	7.2211	3	17.2504	3	156.9915	2	8.0973	2	12.3982	3
Franklin Infotech Fund - Growth	56.1846	▼	22-Aug-98	139.2300	6.2466	2	8.9389	2	22.7252	1	155.9803	3	1.7326	3	23.2746	1
Tata Life Sciences and Technology Fund - Appr	63.9082	▲	18-Jun-99	55.6300	2.2083	5	3.8059	5	13.0696	4	150.3955	4	11.3431	1	20.4343	2
Birla Sun Life New Millennium - Growth	19.0700	▲	15-Jan-00	65.0700	3.8671	4	5.1268	4	9.9769	5	131.1515	5	-1.4418	5	6.5587	4
Peer Group Average					4.6167		7.1286		17.0544		152.6400		3.8119		13.3121	
BSE Teck	3295.17	▲			3.6755		4.2944		4.5322		101.6480		-2.5936		N.A	
Crisil Composite Bond Fund Index	1577.25	▲			0.3555		0.8538		2.9513		4.7255		6.7810		N.A	
BSE IT	5338.35	▼			6.3501		8.9355		22.1946		157.4523		2.1857		N.A	
BSE Sensex	17166.62	▼			6.2778		0.2780		5.5479		105.7423		9.9760		N.A	

Source : MutualFundsIndia.com

Schemes have been sorted on the basis of 1 year returns ; Peer Group Average is the average returns of all the existing schemes in the category ; Fund Size is in Rs crores ; Returns are calculated on the basis of Absolute returns for less than one-year time period and CAGR for greater than one-year period.

Disclaimer: The information contained in this report has been obtained from sources considered to be authentic and reliable. However, ICRA Online Ltd. is not responsible for any error or inaccuracy or for any losses suffered on account of information contained in this report. This report does not purport to be an offer for purchase and sale of mutual fund units. © ICRA Online Ltd. 2009. All rights reserved

An ICRA Online Report

SECTOR FUNDS - INFRASTRUCTURE

Scheme Name	NAV		Inception Date	Fund Size (Rs. Cr)	1 Month	Rank	3 Months	Rank	6 Months	Rank	1 Year	Rank	3 Years	Rank	Since Inception	Rank
Taurus Infrastructure Fund - Growth	13.5500	▼	05-Mar-07	27.0600	2.2642	15	5.2019	1	10.3420	6	187.6858	1	N.A	--	10.5760	13
Birla Sun Life Infrastructure Fund - Plan A - Growth	16.5700	↔	24-Feb-06	537.5900	4.2138	4	2.8554	2	10.9103	5	133.7095	2	14.3769	6	13.4962	9
AIG Infrastructure and Economic Reform Fund - IP - Growth	8.9730	▲	31-Jan-08	235.3300	4.6780	2	1.9775	5	14.6856	1	126.0202	3	N.A	--	-5.1639	15
AIG Infrastructure and Economic Reform Fund - Reg - Growth	8.8550	▲	31-Jan-08	235.3300	4.6319	3	1.8167	6	14.3171	2	124.5752	4	N.A	--	-5.7762	16
Canara Robeco Infrastructure Fund - Growth	20.6100	▼	11-Nov-05	167.6200	2.3337	14	1.4771	7	6.4566	9	118.0952	5	17.6207	2	18.4238	5
Tata Infrastructure Fund - Growth	32.6388	▼	22-Dec-04	2189.3300	4.9540	1	0.6172	11	8.7924	7	105.8347	6	14.9997	5	25.5588	2
Sahara Infrastructure Fund - Variable Pricing - Growth	16.7606	▼	14-Mar-06	12.7500	2.6268	12	0.0084	14	2.8819	15	103.5634	7	17.4706	3	13.9963	8
Sahara Infrastructure Fund - Fixed Pricing - Growth	16.3041	▼	14-Mar-06	12.7500	2.5583	13	-0.1831	15	2.5144	16	102.1011	8	16.6276	4	13.2006	10
ICICI Prudential Infrastructure Fund - FII Growth	15.3100	▲	27-Mar-06	3913.4200	3.5159	10	0.7237	8	5.8783	12	87.6225	9	N.A	--	15.9091	6
ICICI Prudential Infrastructure Fund - Growth	28.4400	▲	16-Aug-05	3913.4200	3.4182	11	0.5302	12	5.4505	13	86.0039	10	18.5771	1	25.9424	1
Escorts Leading Sectors Fund - Growth	9.9771	▼	01-Aug-08	1.1100	1.6226	16	-1.5191	16	7.0493	8	81.7058	11	N.A	--	-0.1483	14
UTI Infrastructure Fund - Growth	34.9000	▲	08-Mar-04	1678.6000	3.9309	6	0.4606	13	5.4062	14	80.7354	12	11.1763	7	24.9853	3
Reliance Infrastructure Fund - Ret - Growth	11.2340	▲	23-Jun-09	2024.3200	3.7246	9	0.6207	10	5.9911	11	N.A	--	N.A	--	12.3400	12
Reliance Infrastructure Fund - IP - Growth	11.2417	▲	23-Jun-09	2024.3200	3.7325	8	0.6446	9	6.0448	10	N.A	--	N.A	--	12.4170	11
Franklin Build India Fund - Growth	11.4860	▼	10-Aug-09	159.8600	3.9128	7	2.3543	4	13.6946	3	N.A	--	N.A	--	14.8600	7
Birla Sun Life Infrastructure Fund - Plan B - Growth	12.3900	↔	29-May-09	537.5900	4.2052	5	2.8216	3	10.9221	4	N.A	--	N.A	--	23.9000	4
Peer Group Average					3.5202		1.2755		8.2086		111.4711		15.8356		13.4073	
BSE 100	9115.55	▼			5.7596		0.4582		7.5857		114.6436		12.0722		N.A	
Crisil Composite Bond Fund Index	1577.25	▲			0.3555		0.8538		2.9513		4.7255		6.7810		N.A	
CNX500	4253.35	▲			3.1465		0.2463		8.6688		113.2646		11.5139		N.A	
BSE 200	2157.35	▼			5.3543		0.6565		8.7111		119.8282		12.1866		N.A	
BSE Sensex	17166.62	▼			6.2778		0.2780		5.5479		105.7423		9.9760		N.A	
S&P Nifty	5137.00	▲			6.4255		0.3850		6.3660		96.2597		11.2021		N.A	

Source : MutualFundsIndia.com

Schemes have been sorted on the basis of 1 year returns ; Peer Group Average is the average returns of all the existing schemes in the category ; Fund Size is in Rs crores ; Returns are calculated on the basis of Absolute returns for less than one-year time period and CAGR for greater than one-year period.

Disclaimer: The information contained in this report has been obtained from sources considered to be authentic and reliable. However, ICRA Online Ltd. is not responsible for any error or inaccuracy or for any losses suffered on account of information contained in this report. This report does not purport to be an offer for purchase and sale of mutual fund units. © ICRA Online Ltd. 2009. All rights reserved

An ICRA Online Report

SECTOR FUNDS - PHARMA

Scheme Name	NAV	Inception Date	Fund Size (Rs. Cr)	1 Month	Rank	3 Months	Rank	6 Months	Rank	1 Year	Rank	3 Years	Rank	Since Inception	Rank	
Reliance Pharma Fund - Growth	45.5029	▼	26-May-04	287.1300	6.0468	3	7.3599	2	39.6960	1	171.8782	1	33.6112	1	30.0312	1
Franklin Pharma Fund - Growth	51.5241	▲	31-Mar-99	89.1300	6.9400	1	9.4090	1	38.9569	2	151.8715	2	23.6319	2	16.1414	2
SBI Magnum Sector Umbrella - Pharma - Growth	35.4200	▲	03-Jul-99	32.6800	3.6885	4	0.2264	4	16.9363	4	131.6547	3	3.5906	4	15.3118	3
UTI Growth Sector Fund - Pharma and Healthcare - Growth	32.1700	▼	27-May-99	73.3700	6.6998	2	7.0549	3	33.8743	3	90.5806	4	16.4375	3	14.3485	4
Peer Group Average					5.8438		6.0126		32.3659		136.4963		19.3178		18.9582	
BSE HC	5060.66	▼			6.0124		2.6026		28.6933		98.4744		13.1692		N.A	
Crisil Composite Bond Fund Index	1577.25	▲			0.3555		0.8538		2.9513		4.7255		6.7810		N.A	

Source : MutualFundsIndia.com

Schemes have been sorted on the basis of 1 year returns ; Peer Group Average is the average returns of all the existing schemes in the category ; Fund Size is in Rs crores ; Returns are calculated on the basis of Absolute returns for less than one-year time period and CAGR for greater than one-year period.

Disclaimer: The information contained in this report has been obtained from sources considered to be authentic and reliable. However, ICRA Online Ltd. is not responsible for any error or inaccuracy or for any losses suffered on account of information contained in this report. This report does not purport to be an offer for purchase and sale of mutual fund units. © ICRA Online Ltd. 2009. All rights reserved

An ICRA Online Report

Sector funds - Power

Scheme Name	NAV	Inception Date	Fund Size (Rs. Cr)	1 Month	Rank	3 Months	Rank	6 Months	Rank	1 Year	Rank	3 Years	Rank	Since Inception	Rank	
Reliance Diversified Power Fund - IP - Growth	76.1302	▲	15-Apr-04	5452.5000	4.1439	1	1.7490	1	9.6307	1	114.7271	1	N.A	--	3.3625	4
Reliance Diversified Power Fund - Growth	77.7891	▲	15-Apr-04	5452.5000	4.1355	2	1.7222	2	9.5725	2	114.4486	2	32.4611	1	42.0310	2
UTI Energy Fund - Growth	10.8900	▲	29-May-99	660.1700	2.3496	3	-1.0000	4	6.7647	3	84.5763	3	4.1440	2	21.8006	3
Escorts Power and Energy Fund - Growth	16.6149	▼	23-Sep-08	2.4900	0.9773	4	1.2758	3	6.5625	4	62.4103	4	N.A	--	43.5107	1
Peer Group Average					2.9016		0.9367		8.1326		94.0406		18.3025		27.6762	
Crisil Composite Bond Fund Index	1577.25	▲			0.3555		0.8538		2.9513		4.7255		6.7810		N.A	
BSE Power Index	3050.46	▼			2.2814		-0.0698		2.9535		87.8559		16.7722		N.A	

Source : MutualFundsIndia.com

Schemes have been sorted on the basis of 1 year returns ; Peer Group Average is the average returns of all the existing schemes in the category ; Fund Size is in Rs crores ; Returns are calculated on the basis of Absolute returns for less than one-year time period and CAGR for greater than one-year period.

Disclaimer: The information contained in this report has been obtained from sources considered to be authentic and reliable. However, ICRA Online Ltd. is not responsible for any error or inaccuracy or for any losses suffered on account of information contained in this report. This report does not purport to be an offer for purchase and sale of mutual fund units. © ICRA Online Ltd. 2009. All rights reserved

An ICRA Online Report

TAX SCHEME

Scheme Name	NAV	Inception Date	Fund Size (Rs. Cr)	1 Month	Rank	3 Months	Rank	6 Months	Rank	1 Year	Rank	3 Years	Rank	Since Inception	Rank	
ICICI Prudential Taxplan - Growth	124.5000	▼	09-Aug-99	1043.5100	4.1928	21	5.0810	1	20.3945	1	155.8044	1	15.2300	9	26.9441	9
Bharti AXA Tax Advantage Fund - Eco - Growth	22.7300	▼	12-Feb-09	23.7800	4.7465	10	0.3975	21	16.9840	4	147.8735	2	N.A	--	120.0509	1
Bharti AXA Tax Advantage Fund - Reg - Growth	22.6800	▼	12-Feb-09	23.7800	4.7091	13	0.3540	22	16.8470	5	147.5983	3	N.A	--	119.5859	2
Canara Robeco Equity Tax saver - Growth	22.5400	▼	02-Feb-09	116.7900	4.2553	20	4.6911	3	14.8828	10	143.1499	4	N.A	--	108.7723	3
Birla Sun Life Tax Relief 96 - Growth	10.6900	▼	03-Mar-08	1220.0700	5.7369	1	-0.4655	26	11.1227	17	137.5556	5	N.A	--	3.3643	28
HDFC Tax saver - Growth	201.6360	▲	31-Mar-96	2201.8000	5.3083	4	4.0433	6	17.6804	2	136.6509	6	15.4530	8	32.5322	5
L&T Tax saver Fund - Growth	14.8400	▲	26-Oct-05	26.5000	4.5807	15	0.8152	17	10.4989	20	133.3333	7	6.5380	20	9.5795	24
ING Tax Saving Fund - Growth	25.3800	▼	12-Mar-04	45.1100	2.2975	29	0.6743	18	11.0722	18	128.2374	8	1.1684	23	16.9177	15
HDFC Long Term Advantage Fund - Growth	117.2240	▲	27-Dec-00	862.1800	4.5728	16	3.2783	7	13.8661	12	122.3942	9	11.4583	12	30.6973	6
DSP BlackRock Tax Saver Fund - Growth	15.1710	▼	21-Dec-06	744.4900	4.7142	12	2.0585	11	13.3094	13	117.6302	10	17.5368	4	14.1569	21
Religare Tax Plan - Growth	15.4300	▼	05-Dec-06	91.1700	4.5393	18	4.4685	5	15.4940	8	117.3239	11	19.9773	2	14.5022	19
Principal Personal Tax saver	88.2900	▲	01-Jan-96	571.5900	3.9929	23	-0.4398	25	9.1752	24	116.8755	12	10.9553	14	26.3488	10
Sahara Taxgain - Growth	32.2713	▲	31-Mar-97	8.7700	4.5953	14	0.0831	23	8.6166	26	115.6610	13	19.7722	3	28.5283	8
Reliance Tax Saver Fund - Growth	18.3624	▼	23-Aug-05	2072.5700	4.7275	11	4.8130	2	17.0333	3	112.3975	14	11.6199	11	14.6873	18
Franklin India Taxshield - Growth	182.6584	▲	10-Apr-99	729.6000	5.6570	2	4.5801	4	15.8289	7	111.6468	15	15.5751	7	30.4494	7
Fidelity Tax Advantage Fund - Growth	18.4820	▼	31-Jan-06	1094.9700	5.2026	5	2.8492	10	15.3323	9	111.4645	16	15.9375	6	16.4270	16
Taurus Taxshield - Growth	31.4100	▲	31-Mar-96	38.5600	4.5606	17	-0.2857	24	8.4974	27	109.1212	17	26.0860	1	16.2565	17
SBI Magnum Tax Gain Scheme 93 - Growth	57.1100	▼	31-Mar-93	5297.3900	5.1169	6	0.5635	19	11.1738	16	107.3711	18	11.0057	13	18.4778	14
Baroda Pioneer ELSS 96	23.8100	▲	29-Dec-95	14.0200	3.5668	26	-1.5709	27	5.3540	29	106.1472	19	9.2606	17	14.4942	20
Kotak Tax saver - Growth	16.5860	▲	25-Oct-05	519.9600	4.7757	9	1.5366	14	9.7393	22	104.6139	20	6.9674	19	12.4661	22
HSBC Tax Saver Equity Fund - Growth	13.6184	▲	15-Dec-06	291.7100	5.0478	7	2.9163	9	13.8796	11	103.2203	21	13.7820	10	10.1871	23
Quantum Tax Saving Fund - Growth	18.5980	▼	13-Dec-08	1.4100	3.5062	27	2.0187	12	16.6897	6	102.7251	22	N.A	--	68.1068	4
Tata Tax Saving Fund	41.9331	▲	31-Mar-96	129.2900	3.7304	24	1.0429	16	12.5985	14	101.5621	23	10.5605	16	22.7663	11
Birla Sun Life Tax Plan - Growth	12.5600	▼	15-Feb-99	156.2900	4.1459	22	0.3997	20	8.7446	25	100.3190	24	7.6360	18	6.8481	26
PRINCIPAL Tax Savings Fund	72.5000	▲	31-Mar-96	273.5500	4.2715	19	1.5975	13	10.9581	19	99.5596	25	3.7382	21	18.6968	13
Sundaram BNP Paribas Tax saver - (Open Ended Fund) - Growth	40.9266	▲	22-Nov-99	1219.6900	3.6670	25	-1.7550	28	5.4730	28	98.1601	26	17.1884	5	22.5853	12
DWS Tax Saving Fund - Growth	13.1956	▼	22-Feb-06	74.0400	5.6020	3	2.9957	8	11.2332	15	97.0669	27	10.8855	15	7.2142	25
JM Tax Gain Fund - Growth	6.9211	▼	25-Mar-08	51.4800	3.3633	28	-3.6434	29	9.2242	23	95.8155	28	N.A	--	-17.2149	29
Fortis Tax Advantage Plan - Growth	12.8130	▼	12-Dec-05	66.5700	5.0160	8	1.3206	15	9.9640	21	94.9042	29	2.9818	22	6.1040	27
Peer Group Average					4.5728		1.4422		11.6638		109.4613		11.4452		29.2502	
BSE 500	6789.05	▼			5.0288		1.1079		9.3926		123.6757		11.7427		N.A	
CNX Midcap	7503.10	▼			3.0936		2.5329		20.4340		152.9874		16.9157		N.A	
BSE 100	9115.55	▼			5.7596		0.4582		7.5857		114.6436		12.0722		N.A	
Crisil Composite Bond Fund Index	1577.25	▲			0.3555		0.8538		2.9513		4.7255		6.7810		N.A	
CNX500	4253.35	▲			3.1465		0.2463		8.6688		113.2646		11.5139		N.A	
BSE 200	2157.35	▼			5.3543		0.6565		8.7111		119.8282		12.1866		N.A	
BSE Sensex	17166.62	▼			6.2778		0.2780		5.5479		105.7423		9.9760		N.A	
S&P Nifty	5137.00	▲			6.4255		0.3850		6.3660		96.2597		11.2021		N.A	

Source : MutualFundsIndia.com

Schemes have been sorted on the basis of 1 year returns ; Peer Group Average is the average returns of all the existing schemes in the category ; Fund Size is in Rs crores ; Returns are calculated on the basis of Absolute returns for less than one-year time period and CAGR for greater than one-year period.

Disclaimer: The information contained in this report has been obtained from sources considered to be authentic and reliable. However, ICRA Online Ltd. is not responsible for any error or inaccuracy or for any losses suffered on account of information contained in this report. This report does not purport to be an offer for purchase and sale of mutual fund units. © ICRA Online Ltd. 2009. All rights reserved

An ICRA Online Report

GILT LONG-TERM

Scheme Name	NAV	Inception Date	Fund Size (Rs. Cr)	1 Month	Rank	3 Months	Rank	6 Months	Rank	1 Year	Rank	3 Years	Rank	Since Inception	Rank	
Birla Sun Life G Sec Fund - LT - Growth	25.9489	▲	28-Oct-99	29.6200	0.4770	4	1.1969	1	3.1692	2	16.3341	1	9.4275	10	9.6234	9
ICICI Prudential GFIP - PF Option - Growth	18.1865	▼	14-Nov-03	75.1600	0.8932	1	0.4468	12	1.3537	19	10.3423	2	15.8339	1	9.9339	8
Kotak Gilt Investment PF & Trust Plan - Growth	31.5036	▲	11-Nov-03	51.0100	0.3274	7	0.9194	5	2.8766	3	9.9403	3	9.6746	7	6.1402	21
Kotak Gilt - Investment Regular Plan - Growth	30.9106	▲	11-Dec-98	51.0100	0.3272	8	0.9194	5	2.8766	3	9.9399	4	9.4522	9	10.5767	6
IDFC G-Sec Fund - IP- PF Plan - Plan B - Growth	14.7389	▲	17-Mar-04	23.7300	0.0095	26	0.3056	16	1.0296	25	8.2891	5	9.8636	5	6.7294	19
HSBC Gilt Fund - Growth	11.5726	▲	02-Dec-03	0.4200	0.3303	6	1.0610	3	3.5042	1	8.2270	6	1.2363	26	2.3563	31
ING Gilt PF Plan - DP - Growth	14.9999	▲	31-Mar-04	8.1300	0.0954	17	0.5827	8	2.2927	9	8.0809	7	9.2752	11	7.0511	17
ING Gilt PF Plan - DP - Growth - AIPO	14.9999	▲	31-Mar-04	8.1300	0.0954	17	0.5827	8	2.2927	9	8.0809	7	9.2752	11	7.0511	17
IDFC G-Sec Fund - PF Plan - Plan A - Growth	14.6242	▲	17-Mar-04	23.7300	-0.0267	28	0.1932	18	0.8030	27	7.8012	9	9.6748	6	6.5895	20
JM G Sec Regular Plan - Growth	29.6410	▲	25-Sep-99	6.9800	-0.0044	27	-0.3942	26	2.4913	6	7.1190	10	11.7632	3	10.9493	4
ICICI Prudential GFIP - Growth	31.2739	▼	09-Aug-99	367.1600	0.3385	5	-0.1593	23	0.8143	26	6.1993	11	11.8823	2	11.3906	2
Religare Gilt Fund - Long Duration Plan - Reg - Growth	9.7746	▲	30-Jan-08	0.0500	0.2276	12	-0.4542	27	2.8115	5	6.0647	12	N.A	--	-1.0861	33
IDFC G Sec Fund - Invt. Plan - Plan B - IP - Growth (Re-launched)	10.0567	▼	24-Mar-03	21.1900	0.2482	11	-0.4819	28	0.3342	32	5.6976	13	N.A	--	0.4458	32
IDFC G Sec Fund - Investment - Plan A - Growth	17.2675	▼	01-Mar-02	21.1900	0.2078	13	-0.6055	30	0.0881	33	5.0526	14	8.0476	13	7.0540	16
Birla Sun Life GPRP - Growth	30.6210	▲	11-Oct-99	126.3000	0.1567	16	-0.1751	24	1.1890	24	4.7402	15	9.5642	8	11.3357	3
Mirae Asset Gilt Fund - Invest Plan - Reg - Growth	10.3496	▲	02-Feb-09	5.1800	0.0416	23	-1.2556	33	0.4923	29	4.4739	16	N.A	--	3.1934	30
Mirae Asset Gilt Fund - Invest Plan - Inst - Growth	10.3504	▲	02-Feb-09	5.1800	0.0425	22	-1.2545	31	0.4913	30	4.4725	17	N.A	--	3.2007	29
Mirae Asset Gilt Fund - Invest Plan - PF - Def Maturity	10.3507	▲	02-Feb-09	5.1800	0.0416	23	-1.2555	32	0.4913	30	4.4723	18	N.A	--	3.2034	28
HDFC Gilt Fund - L T P - Growth	18.5999	▲	17-Jul-01	45.9300	0.6058	2	0.9553	4	2.2276	11	4.4651	19	5.9477	19	7.4507	15
Reliance G Sec Fund - IP - Growth	11.7422	▼	21-Aug-08	52.8500	0.2767	9	0.5291	10	1.6368	17	4.3853	20	N.A	--	10.6224	5
Reliance G Sec Fund - Retail - Growth	11.7334	▼	21-Aug-08	52.8500	0.2683	10	0.5037	11	1.5861	18	4.2839	21	N.A	--	10.5690	7
L&T Gilt Investment - Growth	21.3931	▲	28-Mar-00	1.7500	-0.2350	33	1.0644	2	1.8486	13	4.1726	22	4.8756	24	7.9353	13
Birla Sun Life GPPFP - Growth	23.9213	▲	11-Oct-99	57.4000	0.1683	14	-0.3835	25	2.0586	12	4.1084	23	5.0755	23	8.7289	10
DSP BlackRock Government Securities Fund - Growth	31.6500	▼	23-Sep-99	65.4900	0.5298	3	0.6788	7	2.4106	7	3.5207	24	11.1304	4	11.6505	1
PRINCIPAL G Sec - Investment - Growth	19.4369	▼	23-Aug-01	89.8700	0.1603	15	-0.5246	29	0.6431	28	3.4274	25	6.6289	18	8.0770	12
UTI Gilt Advantage Fund - L T - PF Plan - PDAR	14.1353	▼	26-Sep-03	152.6300	-0.0445	30	-0.0566	19	1.2695	20	3.3320	26	7.6838	15	5.4565	23
UTI Gilt Advantage Fund - L T P - Growth	19.0030	▼	21-Jan-02	152.6300	-0.0442	29	-0.0584	22	1.2678	21	3.3311	27	7.6854	14	8.2039	11
UTI Gilt Advantage Fund - L T - PF Plan - Growth	14.1292	▼	26-Sep-03	152.6300	-0.0446	32	-0.0573	20	1.2664	22	3.3297	28	7.6804	16	5.4495	24
UTI Gilt Advantage Fund - L T - PF Plan - PAAR	14.1494	▼	26-Sep-03	152.6300	-0.0445	30	-0.0579	21	1.2661	23	3.3293	29	7.6749	17	5.4728	22
UTI G-Sec Fund - Growth	21.7666	▲	23-Aug-99	184.4500	0.0414	25	0.2667	17	2.3689	8	3.3257	30	4.5599	25	7.6443	14
Tata Gilt High Investment Fund - Growth	16.4906	▼	11-Jul-03	77.1800	0.0850	20	0.3902	13	1.6708	14	3.0733	31	5.1465	20	4.0473	25
Tata Gilt Retirement Plan (28-02-16) - App	12.1829	▼	03-Jan-04		0.0846	21	0.3650	15	1.6436	16	3.0310	32	5.1347	21	3.2811	27
Tata Gilt Retirement Plan (28-02-11) - App	12.2818	▼	28-Nov-03		0.0856	19	0.3653	14	1.6444	15	3.0309	33	5.0837	22	3.3602	26
Peer Group Average					0.1639		0.1338		1.3809		3.9454		7.0511		6.2186	
Crisil Composite Bond Fund Index	1577.25	▲			0.3555		0.8538		2.9513		4.7255		6.7810		N.A	

Source : MutualFundsIndia.com

Schemes have been sorted on the basis of 1 year returns ; Peer Group Average is the average returns of all the existing schemes in the category ; Fund Size is in Rs crores ; Returns are calculated on the basis of Absolute returns for less than one-year time period and CAGR for greater than one-year period.

Disclaimer: The information contained in this report has been obtained from sources considered to be authentic and reliable. However, ICRA Online Ltd. is not responsible for any error or inaccuracy or for any losses suffered on account of information contained in this report. This report does not purport to be an offer for purchase and sale of mutual fund units. © ICRA Online Ltd. 2009. All rights reserved

An ICRA Online Report

GILT SHORT-TERMS

Scheme Name	NAV		Inception Date	Fund Size (Rs. Cr)	1 Month	Rank	3 Months	Rank	6 Months	Rank	1 Year	Rank	3 Years	Rank	Since Inception	Rank
ICICI Prudential GFTP - Growth	24.2788	▲	09-Aug-99	250.8800	0.4651	4	1.0118	5	2.9579	2	5.5719	1	10.7804	1	8.7541	1
ICICI Prudential GFTP - PF Option - Growth	15.3331	▲	31-Jan-04	49.3100	0.6386	1	1.4074	1	3.3590	1	5.0939	2	10.4156	2	7.2770	3
Kotak Gilt - Savings Plan - Growth	21.2571	▲	21-Dec-98	40.9800	0.5496	2	1.3140	3	2.0166	6	3.8304	3	5.4414	6	6.9491	4
Birla Sun Life GPLP - Growth	20.8171	▲	11-Oct-99	8.7400	0.2108	9	0.8527	8	1.5513	9	3.3420	4	4.6593	10	7.2884	2
Tata G S S M F - Growth	14.7850	▲	10-Jan-03	278.2900	0.2869	7	0.7908	9	1.6305	8	2.9718	5	6.9287	4	5.7927	9
Templeton India GSF - Treasury Plan - Growth	16.3130	▲	11-Feb-02	156.8800	0.1664	12	0.7361	10	1.6538	7	2.9341	6	5.3739	7	6.2399	7
HDFC Gilt Fund - S T P - Growth	15.7784	▲	17-Jul-01	9.9100	0.5064	3	1.3229	2	2.8572	3	2.7059	7	4.9706	8	5.4231	10
Birla Sun Life G Sec Fund - STD - Growth	18.0578	▲	28-Oct-99	2.0600	0.1886	10	0.8973	7	1.3919	10	2.6665	8	4.2665	11	5.8599	8
UTI G-Sec Fund - STP - Growth	13.7227	▲	23-Nov-03	67.8100	0.3231	5	1.0017	6	2.1285	4	2.5766	9	5.4778	5	5.1504	11
DSP BlackRock Treasury Bill Fund - Growth	19.4259	▲	23-Sep-99	6.0400	0.2270	8	0.6680	11	1.2172	11	2.2943	10	4.7944	9	6.5574	6
SBI Magnum Gilt STP - Growth	18.4405	▼	21-Dec-00	86.4100	0.3215	6	1.2141	4	2.0250	5	2.2155	11	7.5397	3	6.8527	5
IDFC G Sec Fund - Short Term - Plan A - Growth	13.7684	▲	01-Mar-02	4.0000	0.1673	11	0.5235	12	0.7840	12	1.9338	12	3.0728	12	4.0712	12
Religare Gilt Fund - Short Duration Plan - Reg - Growth	10.4727	▼	30-Jan-08	0.0300	-0.0420	13	-0.0363	13	0.3449	13	0.7737	13	N.A	--	2.2370	13
IDFC G Sec Fund - Short Term - Plan B - Growth	10.0903	▲	02-Dec-08	7.8200	N.A	--	N.A	--	N.A	--	N.A	--	N.A	--	N.A	--
Peer Group Average					0.3084		0.9003		1.8398		2.9931		6.1434		6.0348	
Crisil Composite Bond Fund Index	1577.25	▲			0.3555		0.8538		2.9513		4.7255		6.7810		N.A	

Source : MutualFundsIndia.com

Schemes have been sorted on the basis of 1 Months return ; Peer Group Average is the average returns of all the existing schemes in the category ; Fund size is in Rs crores ; Returns are calculated on the basis of Absolute returns for less than one-year time period and CAGR for greater than one-year period.

Disclaimer: The information contained in this report has been obtained from sources considered to be authentic and reliable. However, ICRA Online Ltd. is not responsible for any error or inaccuracy or for any losses suffered on account of information contained in this report. This report does not purport to be an offer for purchase and sale of mutual fund units. © ICRA Online Ltd. 2009. All rights reserved

An ICRA Online Report

LIQUID FUNDS

Scheme Name	NAV		Inception Date	Fund Size (Rs. Cr)	1 Week	Rank	1 Month	Rank	3 Months	Rank	6 Months	Rank	1 Year	Rank	Since Inception	Rank
IDFC Savings Advantage Fund - Plan D - Growth	10.3499	▲	18-May-09	81.0400	0.1054	2	0.3578	1	1.0170	5	2.0046	7	N.A	--	3.4990	34
IDFC Savings Advantage Fund - Growth	1289.1921	▲	24-Mar-06	81.0400	0.1090	1	0.3478	2	0.9557	10	1.8296	19	4.2408	19	6.6219	18
Quantum Liquid Fund - Growth	13.0614	▲	04-Apr-06	21.7700	0.0789	5	0.3187	3	0.9273	14	1.8250	20	4.4553	13	7.0445	8
DSP BlackRock Liquidity Fund - Regular Plan - Growth	21.8317	▲	09-Mar-98	1173.5700	0.0733	12	0.3101	4	0.8924	19	1.6885	32	3.6254	30	6.7165	12
PRINCIPAL Floating Rate Fund - SMP - Growth	14.2898	▲	06-Sep-04	98.0800	0.0770	7	0.3082	5	0.9552	11	1.8590	16	4.3920	15	6.7141	14
IDFC Liquidity Manager Fund - Growth	12.6071	▲	16-Jan-06	31.2200	0.0794	4	0.3079	6	0.9618	9	1.9283	12	4.3081	16	5.7403	31
Shinsei Liquid Fund - Ret - Growth	1027.3026	▲	06-Jul-09	57.7600	0.0729	13	0.3074	7	0.9923	6	1.9665	10	N.A	--	2.7303	35
Reliance Liquidity Fund - Growth	13.8296	▲	16-Jun-05	6603.1800	0.0753	10	0.3068	8	0.9806	7	2.0514	6	4.7586	6	7.0768	6
LIC MF Liquid Fund - Growth	16.8292	▲	11-Mar-02	5217.8000	0.0844	3	0.3052	9	1.0211	3	2.2151	2	5.0860	4	6.7159	13
HDFC Cash Mgmt Fund - Savings Plan - Growth	19.2029	▲	18-Nov-99	3854.9300	0.0777	6	0.3009	10	1.0195	4	2.1176	5	4.8113	5	6.5262	21
Sahara Liquid Fund - VP - Growth	1674.9003	▲	27-Oct-05	49.8400	0.0763	9	0.2999	11	1.0498	1	2.1641	3	5.7090	2	7.3493	4
Taurus Liquid Fund - Growth	1205.9901	▲	31-Aug-06	78.8100	0.0766	8	0.2969	12	0.9087	18	1.6804	33	3.2641	33	5.4512	32
Sahara Liquid Fund - Fixed Pricing Option - Growth	1661.8987	▲	14-Feb-02	49.8400	0.0752	11	0.2963	13	1.0320	2	2.1331	4	5.6372	3	6.4912	23
Baroda Pioneer Liquid Fund - Growth	15.9325	▲	18-Feb-02	345.4600	0.0722	15	0.2946	14	0.9325	13	1.7408	26	4.3058	17	5.9510	29
Reliance Liquid Fund - TP - Retail - Growth	22.0307	▲	18-Mar-98	1987.7700	0.0690	21	0.2936	15	0.9189	16	1.9987	8	4.6455	7	6.8017	10
DWS Insta Cash Plus Fund - Growth	15.3770	▲	21-Jan-03	1153.5600	0.0729	13	0.2902	16	0.8917	20	1.8520	17	4.4257	14	6.2095	27
Birla Sun Life Cash Plus - Retail - Growth	24.4421	▲	16-Jun-97	6224.4000	0.0700	18	0.2843	17	0.8441	31	1.7365	28	4.0519	25	7.2639	5
Birla Sun Life Cash Plus - Retail - DAP	10.2637	▲	21-Jun-09	6224.4000	0.0692	20	0.2843	17	0.8440	32	1.7366	27	N.A	--	2.6370	36
JM High Liquidity - Growth	25.0453	▲	31-Dec-97	1264.0100	0.0667	27	0.2803	19	0.9508	12	1.9283	12	4.4965	10	7.8140	1
Escorts Liquid Plan - Growth	13.7892	▲	29-Sep-05	8.0300	0.0522	36	0.2771	20	0.9643	8	2.3196	1	6.2571	1	7.5028	3
UTI Money Market - Ret - Growth	2565.9572	▲	22-Apr-97	1270.9500	0.0710	16	0.2767	21	0.8712	28	1.8348	18	4.5895	8	7.5808	2
Birla Sun Life Cash Manager - Growth	22.4010	▲	14-May-98	245.4900	0.0670	25	0.2757	22	0.8913	21	1.9043	14	4.4560	12	7.0519	7
ICICI Prudential Sweep Plan - Cash Option - Growth	128.7798	▲	08-Mar-06	1.3500	0.0640	32	0.2748	23	0.9093	17	1.6359	34	3.3388	32	6.5046	22
HDFC Liquid Fund - Growth	18.1991	▲	17-Oct-00	8324.3100	0.0698	19	0.2744	24	0.9228	15	1.9712	9	4.5565	9	6.5734	20
Bharti AXA Liquid Fund - Reg - Growth	1090.9383	▲	14-Jul-08	56.9700	0.0688	22	0.2734	25	0.7403	36	1.5076	36	3.6043	31	5.4097	33
SBI Magnum Insta Cash - Cash Plan	20.3962	▲	19-May-99	2786.3300	0.0677	23	0.2724	26	0.8874	23	1.7637	24	4.1606	21	6.7889	11
JPMorgan India Liquid Fund - Ret - Growth	10.9171	▲	17-Sep-08	234.3900	0.0642	31	0.2710	27	0.8797	24	1.9356	11	4.4869	11	6.1103	28
AIG India Liquid Fund - Ret - Growth	1171.8051	▲	20-Sep-07	26.0900	0.0702	17	0.2699	28	0.8423	33	1.6194	35	4.0222	27	6.6183	19
Tata Liquid Fund - RIP - Growth	2108.6394	▲	29-Aug-98	2899.7500	0.0669	26	0.2661	29	0.8762	26	1.7963	21	4.1206	22	6.6721	15
Canara Robeco Liquid - Growth	16.6723	▲	11-Jan-02	1284.3700	0.0654	30	0.2646	30	0.8779	25	1.7833	22	4.2045	20	6.4655	24
IDFC Cash Fund - Plan A - Growth	16.3837	▲	02-Jul-01	1697.1500	0.0666	28	0.2638	31	0.8749	27	1.7792	23	4.1061	23	5.8398	30
Kotak Liquid - Regular - Growth	17.8153	▲	06-Oct-00	2784.8500	0.0618	34	0.2617	32	0.8337	35	1.7047	30	3.9751	28	6.3057	25
Religare Liquid Fund - Regular - Growth	12.4406	▲	16-Nov-06	2856.7800	0.0627	33	0.2611	33	0.8577	29	1.7628	25	4.0811	24	6.8035	9
L&T Liquid Fund - Reg - Growth	18.3233	▲	04-Oct-00	60.4500	0.0617	35	0.2610	34	0.8876	22	1.8816	15	4.2910	18	6.6246	17
ING Liquid Fund - Growth	19.2238	▲	06-Jan-00	214.1500	0.0671	24	0.2603	35	0.8388	34	1.7052	29	4.0491	26	6.6264	16
PRINCIPAL Cash Mgmt Fund LO- Growth	17.7489	▲	21-Oct-00	732.3800	0.0665	29	0.2593	36	0.8569	30	1.7030	31	3.9157	29	6.3051	26
Peer Group Average																
					0.0654		0.2619		0.8382		1.6932		3.8958		5.8827	
Crisil Liquid Fund Index	1556.50	▲			0.0868		0.3193		0.8397		1.5104		3.8235		N.A	
Crisil Composite Bond Fund Index	1577.25	▲			0.1744		0.3555		0.8538		2.9513		4.7255		N.A	

Source : MutualFundsIndia.com

Schemes have been sorted on the basis of 1 Months return ; Peer Group Average is the average returns of all the existing schemes in the category ; Fund size is in Rs crores ; Returns are calculated on the basis of Absolute returns for less than one-year time period and CAGR for greater than one-year period.

Disclaimer: The information contained in this report has been obtained from sources considered to be authentic and reliable. However, ICRA Online Ltd. is not responsible for any error or inaccuracy or for any losses suffered on account of information contained in this report. This report does not purport to be an offer for purchase and sale of mutual fund units. © ICRA Online Ltd. 2009. All rights reserved

An ICRA Online Report