

Monthly Review
Sep-2007

SBI Magnum Multiplier Plus 93 - Growth
Equity Diversified

FUND INVESTMENT OBJECTIVE

focus is on sound investment opportunities with excellent potential for capital appreciation

FUND COMMENTARY

The scheme has a corpus of Rs 977.27 crore as on Sep 2007 and has increased by 43% over a period of last one year and is managed by Mr. Jayesh Shroff. It is a top performing fund in the equity diversified category and has consistently outperformed its benchmark and category. The scheme has generated excellent one year and three year returns at 49% and 62% respectively, which is a result of an optimum mix of largecap and smallcap stocks

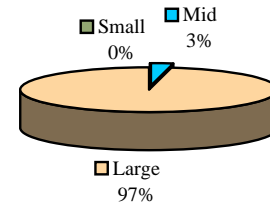
IMPORTANT INFORMATION

NAV	71.11
Inception Date	28-Feb-93
Fund Size	977.27
Fund Manager	Mr. Jayesh Shroff
Entry Load	2.25%
Exit Load	1%
Expense Ratio	2.14
1 Yr High (28/09/07)	71.11
1 Yr Low(03/10/06)	46.12
Min Investment	1000
Min SIP Investment	500

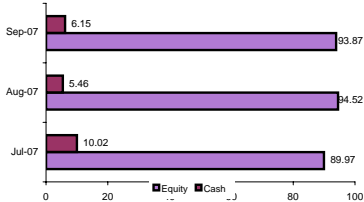
KEY PORTFOLIO ATTRIBUTES

Portfolio P/E Trailing	51.56
Portfolio Price to Book Value	9.02
Dividend Yield	0.80%
Market Capitalisation	15514.09
Top 5 holdings	39.28%
Holdings	32
Exposure to Sensex stocks	18.52
Exposure to Nifty stocks	26.01
Benchmark Index	BSE 100

CAPITALIZATION EXPOSURE



ASSET ALLOCATION



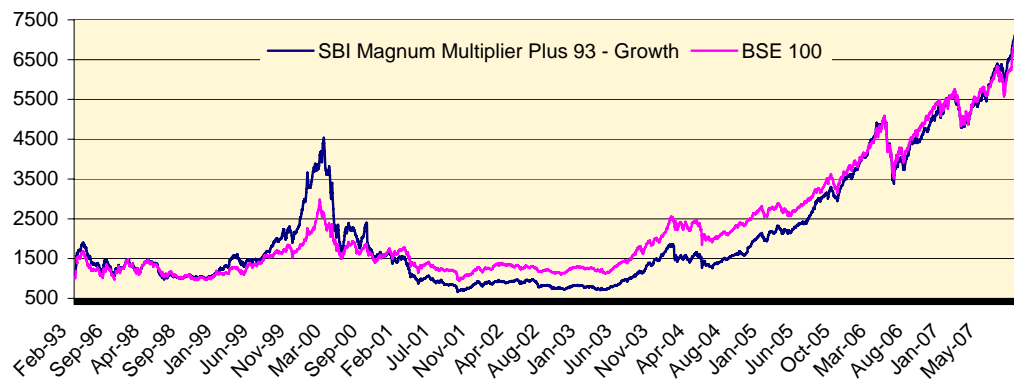
KEY STATISTICAL RATIOS

Beta	0.84
Standard Deviation	2.75
Sharpe Ratio	0.23
Treynor	0.76
Alpha	0.25
R Squared	0.73
Downside Probability	0.33

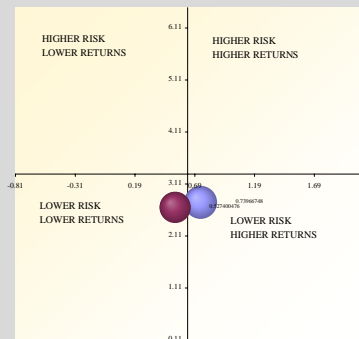
PERFORMANCE

	YTD	3M	6M	1Yr	3Yrs	5 Yrs	Till Date
Fund	31.61	19.09	40.31	53.9	64.49	60.28	17.59
BMI	28.42582	17.90893	36.133659	41.838386	44.179489	43.524806	N.A
Rank	35/171	27/202	27/180	16/162	2/77	5/54	N.A

HYPOTHETICAL 1000 Rs. INVESTMENT



RISK RETURN PROFILE



TOP TEN EQUITY POSITIONS

	Sep-07	PE	Jun-07
KOTAK BANK	11.36	182.47	9.97
THERMAX LTD	7.69	42.11	7.08
CROMPTON GR.	7.16	54.26	7.01
BHEL	7.00	40.34	6.12
JAIPRAKASSO	6.07	51.71	4.76
ELECON ENG	5.08	34.58	4.24
NAGAR.CONST.	4.35	31.01	3.53
JINDAL VIJAY	4.14	8.26	3.44
UNITED PHOSP	3.65	69.36	3.31
GUJ AMB.CEM.	3.61	16.47	3.61

TOP TEN INDUSTRIES

	Scheme	Benchmark
Engg. & Indst. Machinery	14.16	2.56
Fertilizers & Pesticides	12.77	N.A
Housing & Construction	12.07	0.84
Banks	11.36	0.84
Auto & Auto ancillaries	10.49	3.75
Steel	5.02	0.67
Cement	4.79	0.88
Pharmaceuticals	4.64	0.58
Floriculture & Horticulture	3.65	0.34
Miscellaneous	3.59	N.A

DISCLAIMER: The information contained in this report has been obtained from sources considered to be authentic and reliable. However, ICRA Online Ltd. is not responsible for any error or inaccuracy or for any losses suffered on account of information contained in this report. This report does not purport to be an offer for purchase and sale of mutual fund units. © ICRA Online Ltd. 2006. All rights reserved.

An ICRA Online Report